

ROCHESTER HATCHERY

2019

- STRONG HEALTHY CHICKS FROM FINEST QUALITY STOCK
- FROM OUR FAMILY TO YOURS!
- WE ARE HERE TO SERVE ALL YOUR POULTRY NEEDS!

PHONE (780) 307-3622 FAX (780) 307-3623 TF LINE 1-888-698-3965


WEBSITE: www.rochesterhatchery.com

E-MAIL: customerservice@rochesterhatchery.com

9420 - 109 Street Westlock, AB T7P 2R4

© 2019 (all rights reserved)

Index

	Bantams	13
	Biosecurity	3
	Books	22
	Brooder Supplies	17
	Letter to the customers	2
	Dual Purpose Breeds	11
	Equipment	15-22
	Egg Laying Supplies	19
	Feeders	18
	Heritage Breeds	12-13
	Heritage Breeds Order Form	14
	Hybrid Layers	8
	Incubators	15-16
	Making your Own Feed	7
	Meat Birds	7
	Miscellaneous Equipment	20-21
	Nests	19
	Order Form	23
	Pheasant	10
	Poultry Processing	21
	Preparing for Your Chicks	4-5
	Light and Feed recommendations for laying hens	9
	Turkeys	10
	Waterers	17-18

List of Agents -Back Cover



Dear Poultry Enthusiast,

For 2019, we are please to provide you with the same extensive line of breeds as we had in 2018. We hope you enjoy perusing this catalogue and benefit from the extensive information that we provide to make your growing year a success!

We often get asked why we don't sell certain breeds, such as water fowl, etc. We only sell what we hatch and only hatch chicks from breeders that we can have the best possible assurance of health, genetics and performance. We place paramount emphasis on the health status and welfare of our breeders and chicks. Our extensive disease monitoring and control programme exceeds the high standards set by the Canadian Food Inspection Agency (CFIA) and tests for many pathogens that are of concern for bird and human health.

For our Alberta customers: The Alberta Chicken Producers (ACP), which is controlled by 250 large chicken farmers with considerable and valuable protection from the government, has imposed rules to place significant barriers on the rights of Albertans to purchase chicks. This assault on your right to purchase your chicks from a regulated hatchery like ours, will place limits on how and where you can buy chicks. Under these new rules, costs will go up and many will not be able to buy chicks and grow food! More detailed information is provided on **page 6**. You need to act now to protect your and future generations rights! You can make your voice heard, by writing to the Minister of Agriculture or signing the petition that we will have available through our website and at the hatchery. 2019 is an election year, ask your MLA candidates what they will do to curb the ACP's actions.

Have a great year!

Sincerely,

Al Keshwani, President





KEYS TO BIOSECURITY ON YOUR FARM

1. Purchase your chicks from federally registered hatcheries.
2. Have a clean and disinfected facility.
3. Be clean and showered with clean clothes, especially if you have been off your premises.
4. Do not house baby chicks in the same building as adult birds. Always attend to the youngest birds moving up to the oldest, changing coveralls and cleaning & disinfecting footwear between. Keep a pair of boots for poultry barn use only.
5. Know who your visitors are and where they come from. If they have birds of their own, they should not enter your premises without having showered and changed.
6. Offer your visitors some clean coveralls and boots if they must enter your bird area.
7. If you have a bird that appears sick or dies under unknown circumstances, submit it to your veterinarian for examination or referral to the provincial government laboratory for testing.
8. Keep your facility clean and utilize one or more methods of rodent control.
9. Be sure that all equipment, whether new or used, is cleaned and disinfected prior to use.
10. It is best to only bring day-old chicks or hatching eggs onto your premises. Older birds are more likely to carry disease, even if they appear healthy. Responsible growers will practice good biosecurity themselves and will operate a "closed flock," meaning they do not introduce older birds to the flock.

Enjoy your birds!



IMPORTANT

1. 100% live arrival is guaranteed provided shipment is checked when received and any loss is noted in a report signed by the transporter or his agent (do not include extras). Notification to be given within 24 hours.
2. We will credit any *loss occurring within 2 weeks of shipment of day old chicks without question, **providing** the loss (livability) report sent with each shipment is returned to us within 3 weeks of shipment. *Loss over 10% of any one breed must be accompanied by a government veterinary lab report indicating that the loss was a result of poor quality of chicks provided. Do not include extras. Dual purpose and heritage 'Packages' are considered one breed when calculating the 10%.
3. We guarantee 85% accuracy of sexed orders. Unsexed orders are shipped as they come from the incubator. This generally works out to 50% of each sex; however, the ratio in smaller orders of chicks often tends to be uneven.
4. We cannot guarantee that all the Heritage Breeds conform to their breed standards. Nor can we guarantee the ratio of males to females. Heritage breeds are sold straight run only!
5. In all cases we will only be responsible to the extent of the invoiced price of the chicks or poults to the original purchaser only. Split orders between customers do not qualify for our guarantee. We will not be liable for any consequential or incidental damages.
6. **We warrant that the poultry described in the order will be in good condition, so far as can reasonably be determined, at the time of delivery by us. Established flock control, egg selection, production, and handling methods (including established sanitary and disease control standards) generally accepted in the industry, are in place. It is understood, agreed and considered reasonable that THERE ARE NO WARRANTIES, EXPRESSED OR IMPLIED, WITH RESPECT TO THE POULTRY OTHER THAN THOSE SPECIFICALLY STATED IN THIS AGREEMENT, AND SELLER SPECIFICALLY DISCLAIMS ANY WARRANT OF MERCHANTABILITY OR FITNESS OF THE POULTRY.**
7. By acceptance of the poultry, the buyer acknowledges that the limitations and disclaimers herein set forth are conditions of the sale, and constitute the entire agreement between the parties regarding warranty or other liabilities and the remedy therefore.
8. The purchaser or agent is required to examine the birds and must report any mortalities or other problems to the Hatchery prior to leaving the point of pickup.
9. All orders are F.O.B. Westlock, AB



PREPARING FOR YOUR CHICKS



PREPARE THE COOP: Your entire chicken coop including all the equipment, must be thoroughly cleaned, washed & disinfected from floor to ceiling & in working order. Do not use creosote-based products for disinfecting as harmful fumes may result. Check for & seal off all drafts, windows, doors, & do general building repairs, etc. Do not use plastic to seal the area. It is no substitute for insulation & will cause lack of air flow & high humidity. A dry hen house greatly reduces the risk of Coccidiosis. Leave yourself enough time for the area to dry before putting down fresh bedding. A thin layer of hydrated lime is advisable on dirt floors to maintain dryness.

BEDDING: Cover the floor area with about 10 cm (4 in) straw or 5 cm (2 in) shavings (not sawdust or aromatic woods such as cedar). Never use newspaper, unless mechanically shredded, as it may cause severe leg problems for turkey poults and broiler chicks. Unless the bedding gets wet, avoid changing litter during the growing period. It is better to add litter than to change it, as this will avoid disturbing mold that may have formed beneath.

TEMPERATURE: Warm the area for AT LEAST 24-48 HOURS before the arrival of your chicks. This will ensure that your bedding is warm and dry and allows you to accurately MEASURE THE TEMPERATURE FURTHEST FROM THE HEAT SOURCE DURING THE COLDEST PART OF THE NIGHT (about 4:00 am) as well as during the day. At the outer edge of the brooding area the temperature should be no colder than 30°C (85° F) for chickens or 35°C-38°C (95°F-100°F) for Turkeys, Pheasants & Bantam breeds. It is best to heat the entire room to at least 24°C (75°F) with an additional room heater. This will allow the heat lamps to warm the chick brooding area more efficiently & reduce fluctuations in temperature. For larger brooding areas use more than one thermometer. DO NOT GUESS THE TEMPERATURE. You may find it helpful to use a 'Hi-Low' thermometer in your brooding area; which will record the highest and lowest temperatures reached. This will allow you to see how cold it is getting at the coldest part of the night (about 4am). What is comfortable for you, is most certainly not warm enough for your chicks! BE PRECISE! If your chicks/poults crowd together, especially under the heater, they are too cold. If they are crowding the outer edge, or gurgling, they are too hot. Chilling results in long term problems with hearts, legs & growth rate, especially in broilers and turkeys. The temperature may be reduced after the initial 1-2 weeks by 3°C (5°F) per week to a low of 21°C (70°F) at night.



WHEN YOUR BIRDS ARRIVE: Your birds will be thirsty. Depending on where you live, they may have been in transit up to 36 hours. It is important that the water in the waterers is cooler than the air temperature to ensure that the chicks do not mistakenly get right into the water. Getting wet will chill the chicks & can lead to a disastrous pile up. Monitor the birds closely. It takes 2-3 hours for the birds to adjust to the brooder house temperature. In addition, you may choose to use new 2.5 dozen fiber egg flats for the chicks to drink from for the first 2-4 hours. The small cups of the fiber egg flats provide the chicks a large water surface area without getting soaked.

FEED AND WATER: Chicks should always have food and water in front of them and should not crowd for food. Do not move the feeders and waterers for the first few days. A chick that cannot reach food will pick at the litter, resulting in starve-outs and impacted crops (mortality from this and chilling can be expected at 3 to 6 days). Just before your chicks arrive, set out fresh water, preferably with electrolytes*. For the FIRST DRINK ONLY, add 1/2 cup of sugar per gallon of water to give them a good start. It is a good idea to dip each bird's beak before releasing the birds. Waterers should be cleaned daily. Your birds should receive commercial starter as recommended. Use one, 24" feeder for every 25 birds; & one, 1 gallon fount for every 50 birds. As the chicks get older you can raise your waterer onto a platform of wire or slats. This will prevent the chicks from coming in contact with the damp floor around the waterer. We recommend 25% protein turkey starter for turkeys, bantams & pheasants for the first 8 weeks.

Note: TURKEYS are extremely sensitive to chilling & it is most noticeable in their heart, legs and joints. Turkeys survive best when initially placed with chicks. The chicks 'teach' the turkeys to eat and drink, and the chicks provide body warmth. If you place chicks and turkeys together, feed them a turkey starter. Separate the Turkeys from Broilers/Cornish Giants at 3-4 weeks, so that the chicks can be fed a lower protein ration.

AN OUNCE OF PREVENTION IS WORTH A POUND OF CURE!

*Note: overuse of electrolyte is detrimental to the heart health of your meat birds due to the high salt content. If your birds get chilled at any point, contact your veterinarian immediately about administering a water based antibiotic for 5-7 days & correct your temperature. If you do not react quickly to a chilling situation, your losses can be great and will continue throughout the growing period! This recommendation is from decades of experience with poultry .

BROILERS/CORNISH ROCK GIANTS: Over the last 33 years the broiler, has become an exceptionally fast growing bird. As nice as it is to get the meat in the freezer quickly, the speed of growth has brought its own set of problems. These fast growing birds are susceptible to leg problems, heart attacks & ascites (heart valve failure leading to a fluid filled abdomen). There are some ways to minimize these issues.

1. Keep chicks warm and in a small area to start; early chilling, overheating, or huddling will cause continued problems later. Start your chicks at 30°C (85°F) measured furthest from the heat source in the brooding area at chick height.

2. Feed 20% chick starter for 3 weeks; then switch to a 16% pullet grower during the fourth week. Allow 1kg of starter per broiler before switching to grower. Well-balanced chop may be used from the 6th week (See Page 7 "Making Your Own Feed").

Grains need to be fed with the addition of a poultry supplement!

3. Ventilation is important from the first day. Add heat lamps if necessary but do not seal up your brooder so that air supply is completely cut off. Increase ventilation as chicks get older. **The air should feel dry, not musty.**

4. **Keep the bedding 6 cm-10 cm (2"- 4") deep & dry.** We recommend to only replace wet patches of bedding and add bedding to the rest of the floor. This will avoid your chicks chilling and prevent any mold being released into the air from the wet bedding.

5. **Restrict feed intake from the 4th day onwards** by providing continuous dim light (you should just be able to read a newspaper). Controlled lighting is the best solution. A time clock that will allow 9-12 hours of growing time is ideal. If a black out situation is not possible, then be sure the birds clean out their feeders before refilling. Going too long without food may result in them eating the bedding material.

6. Once the birds are a week old, you should start to move the feeders and waterers further apart from one another. Do this a bit at a time until they are at least 4-5 feet apart. Be sure as your birds grow that they have plenty of room to move around.



BROODING SETUP:
 Set up your equipment as shown in the picture. Use 18 inch cardboard brooder guard to make a circle that provides approximately 0.5 square foot/chick.
 Use 20 feet of brooder guard for 50 birds; 25 feet for 100 birds; 30 feet for 150 birds; & 35 feet for 200 birds.
 Use one, 250 watt red heat bulb for every 50 birds; ensuring that you have a safe and reliable power source. A 4-bulb brooder with a thermostat is best, since it can be adjusted to regulate the temperature.
 Turn more bulbs on as required to maintain the temperature. Ambient temperature should be 24°C (75° F). Provide a back up heater as necessary.



Here is a very simple, yet complete set up in which to start out your baby chicks
 Start your heat lamps 18 inches from the floor. Use two, 24 inch feeders & one, 1 gallon fount for every 50 birds. The chicks should not require the brooder guard after 7 - 10 days. The area allowed for the chicks should be increased after 2 weeks by 50% & further after four weeks. Pay special attention to the TEMPERATURE information provided on the previous page. Ambient or room temperature should be maintained at 24°C (75°F) for 24 hour temperature control and avoiding those nasty night time lows!



TYPE OF BIRD	STARTING FEED	NUMBER OF WEEKS ON STARTER	WATER ADDITIVE (1 LEVEL TSP/GAL OF WATER)	STARTING BROODER TEMPERATURE
LAYERS DUAL PURPOSE HERITAGE BIRDS RUSTIC	20% CHICK STARTER	8 WEEKS	POLYTONINE A COMPLEX FOR 5-7 DAYS & 2 CONSECUTIVE DAYS PER WEEK FOR SEVERAL WEEKS FOLLOWING	85°F - 90°F 30°C - 32°C
BROILERS CORNISH ROCK GIANTS	20% CHICK STARTER	3-4 WEEKS	SAME AS ABOVE	85°F - 90°F 30°C - 32°C
TURKEYS BANTAMS PHEASANTS	25% - 28% TURKEY STARTER	8 WEEKS	SAME AS ABOVE	95°F - 100°F 35°C - 38°C

Important information for our Alberta poultry growers



IMPORTANT

Alberta Chicken Producers act to restrict your rights to purchase chickens!

Alberta Chicken Producers (ACP) is the marketing board that regulates the production of broiler chickens in Alberta. ACP is run by and represents the 250 chicken farmers in Alberta that hold quota. Under the considerable and valuable protection of the supply managed system, these producers have enjoyed growth of almost 500% since 1966. When control was granted to the quota holders in 1966, an exemption was provided for households to grow up to 2000 broiler chickens annually without quota, outside the control of the marketing board, with only some conditions on how the processed chickens can be marketed. This limit of 2000 has not been increased since supply management was introduced in 1966. In contrast, the BC government shared some of the growth with small producers for specialty production and niche markets.

Having failed in the past to secure provincial government support to reduce the current annual exemption of 2000 broilers, ACP has decided to use other means to affect your right to raise chickens. One attempt has been to ask the exempt producers to submit reports while falsely claiming that the regulation required such reporting. Some of this tactic continues to this day with people that grow larger numbers, even though they are within their exemption.

Several months ago, under the pretext of biosecurity, disease control, and ensuring the integrity of the 'system', ACP issued an order that creates significant barriers to getting your broiler chicks from a federally registered hatchery like ours: Before placing your order, you will now be required to provide your land location, and sign an attestation that the chicks you are buying will be grown on your own property (in addition to already providing your address and telephone number)! Upon pickup, the board will further require you to identify yourself, personally sign a document to confirm receipt of the chicks.

You, like a vast majority of our customers, probably live in a rural area and depend on getting your chicks through one of our agents (feed dealers), by mail, or courier. In the real world, obtaining the required signatures, if you rely on these routes, creates substantial practical issues. If the board's requirements are allowed to stand, in addition to driving up the cost, many of you will not be able to meet the mail or courier trucks or rely on a friend or relative to pick up your chicks; you will either have to stop growing your own chickens or be forced to get your chicks from an unregulated hatchery with little or no disease controls programmes in place.

We have taken our concerns to Marketing Council (Government of Alberta oversight body); however, the ACP has threatened that if the imposed requirements are rejected, they will attempt to have the regulations changed to support reinstating the onerous requirements. It is possible that while they are at it, they will once again try to have the exemption limit of 2000 birds reduced.

The 2018 *Supporting Alberta's Local Food Sector Act* identifies "innovative and dedicated producers [...] of all sizes" as a strength of our province's agriculture and food industry. The Act has a stated purpose to "encourage the development and success of a local food sector throughout the Province...". In opposition to this, the requirements imposed by the ACP will make buying chicks to grow food for your family and your customers more difficult than buying Cannabis!

What can you do? Send a letter to your current MLA and the Honorable Oneil Carlier, Minister of Agriculture. You can find your MLA's contact information at tinyurl.com/pwwftgy. 2019 is an election year, ask your potential MLA how they intend to protect your right to grow your own food. You can also sign the petition that will be available through our website and at the hatchery. It was your action that recently succeeded in stopping an attempt by the Alberta Turkey Producers to reduce your right to grow up to 300 turkeys annually.

Act to protect your rights, before you lose them!

MEAT BIRDS

Grow them fast for fryers or slow for roasters: they'll always turn out lip-smacking good!

BROILERS (BROI) /CORNISH ROCK GIANTS (BROI): These are the fastest growing, most efficient meat birds available. Their large breasts and thighs give them a great finish. This hybrid bird is good to butcher at a range of weights. For best results butcher the hens at 5-6 lbs live weight (6-8 weeks). The roosters can be grown to 8-10 lbs. live weight in 10-12 weeks. The rooster puts more of his initial growth into his frame so he makes a better roaster. Read the special growing recommendations on page 4 & 5. These birds give excellent results under the right conditions, but are harder to raise than dual-purpose birds or Western Rustics.



4 WEEK OLD BROILERS:
(4WKB) Available for pickup in Westlock. Call for dates and availability. (Some agents may also have started broilers call them for details)

BROILERS/C.R.GIANTS

Unsexed Each:	1-24:\$3.74	25-49:\$2.74	50-99:\$2.59	100+:\$2.49
Pullets /Cornish Game Hen Each:	1-24:\$4.34	25-49:\$3.34	50-99:\$3.19	100+:\$3.09
Cockerels Each:	1-24:\$4.04	25-49:\$3.04	50-99:\$2.89	100+:\$2.79

FOR BEST RESULTS, USE GOOD QUALITY FEED! SOME FEEDS HAVE BEEN KNOWN TO GIVE POOR RESULTS. MAKE SURE YOUR FEED MEETS THE MINIMUM REQUIREMENTS, AND IS PELLETTED OR FINELY GROUND!!

CORNISH GAME HENS

(BROI): Everybody's favorite treat! A tasty Cornish game hen is grown in just 4 to 5 weeks. We send you only the sexed hens, which develop a good breast finish. A Cornish hen is butchered at 2 1/2 lbs. live weight. Note: a Cornish game hen is a female broiler!



EXTREMELY POPULAR!

THE WESTERN RUSTIC

EXCELLENT ALTERNATIVE TO THE COMMERCIAL BROILER!

A hardy slower growing meat bird. Ideal for the backyard flock. These dynamic birds produce fine quality meat. This is a rustic breed compared to highly selected broilers with yellowish skin and tasty meat. Beautiful mottled colouring and excellent strong legs! You are going to be amazed at how hardy and resistant to disease these birds will prove to be!

Slower Growth- 5.5lb live weight at 9 weeks



Western Rustic :Unsexed only	1-24 \$4.91:	25-49 \$3.91:	50-99 \$3.76:	100+ \$3.66
------------------------------	--------------	---------------	---------------	-------------

- The guidelines provided below are recommended when **MAKING YOUR OWN FEED:**
1. Use commercially produced starter ration as recommended on page 5.
 2. When switching to your own feed, do so by mixing the starter (after the recommended period for starter) over a period of 4-7 days.
 3. Mix your milled grains with 35% poultry supplement as indicated in 4. & 5. If your birds have NOT been vaccinated against Coccidiosis or ARE NOT to be butchered within 2 weeks use medicated poultry supplement..i.e. containing an ionophore antibiotic.
 4. Combine milled grains in the following proportions.
Barley 0-15% (hard for birds to absorb)
Oats 0-25% (up to 25 lb for 100 lb feed)
Wheat 65-100%(eg 75 lb for 100 lb feed)
 5. Add 35% poultry supplement (PS) to your grain.
Grower for layers -14 lbs PS + 86 lbs grains=100 lbs
Laying ration- 25 lbs PS + 75 lbs grains= 100 lb feed
Grower for Broilers -18 lbs PS + 82 lbs grains=100 lb feed
Grower for Turkeys-33 lbs PS+67 lbs grain=100 lb feed
 6. For best tasting meat, feed milled grain without poultry supplement for 2 weeks prior to butchering.

Additional charges may apply if a confirmed order is changed or cancelled

HYBRID EGG LAYERS

WHITE LEGHORN (LEG)

White Leghorns are ideal for the production of large, high quality, white eggs. These pullets are early maturing and are noted for their lack of broodiness. They are also bred for their disease resistance, excellent feed conversion, and are noted for their adaptability to most conditions. We highly recommend our White Leghorns for any size of flock.

Growing your own layers?? We strongly recommend you have your layer chicks vaccinated against Marek's Disease.

WHITE LEGHORN			
Price per chick:			
Unsexed: Each	25-49: \$2.30	50-99: \$2.15	100+: \$2.05
Pullets: Each	25-49: \$3.54	50-99: \$3.39	100+: \$3.29
Cockerels: Each	25-49: \$1.17	50-99: \$1.02	100+: \$0.92
(add \$1.00 per chick for orders of less than 25 of each sex)			



WARNING!
Poor feed quality for hybrids may result in cannibalism &/or egg eating. Hybrids require 18% protein



Allow 24" inches of feeder space for every 25 chicks and one gallon fount for 50 chicks

SEX-SAL-LINK BROWN (SSL)

Commonly known as the ISA Brown. These are the hybrid brown egg layers. They are easy to raise and prolific producers of large, richly colored, brown eggs of excellent shell quality. They are quiet and friendly and easily trained to lay in their nests. They tend to settle for an early in the day lay, so 80% of your picking will be done by lunch time! They are also very clean in their nests so nesting material lasts! Good ventilation, dry bedding, good laying ration (18%) and controlled lighting are a MUST for peak performance! These are an excellent layer and a friendly bird.



SEX-SAL-LINK BROWN			
Price per chick:			
Unsexed: Each	25-49: \$2.87	50-99: \$2.72	100+: \$2.62
Pullets: Each	25-49: \$3.79	50-99: \$3.64	100+: \$3.54
Cockerels: Each	25-49: \$2.06	50-99: \$1.91	100+: \$1.81
(add \$1.00 per chick for orders of less than 25 per sex)			

READY-TO-LAY PULLETS:

White Leghorns & Sex-Sal-Link Browns are available at the age of 19 weeks. Our Ready-to-Lays are grown from day old chicks in controlled, sanitary conditions with a complete vaccination program and beaks treated. Most of the pullets are floor raised for easy adaptation to the small flock setting; i.e., -resistance to Coccidiosis and pile ups (some pullets may be cage-raised). Birds must be picked up in Westlock as we are not able to ship grown birds. Crates are available with a deposit of \$200.00 per crate. These must be returned washed or there will be a \$10 charge per crate. Our RTL's are grown in batches. We confirm bookings approx. one month prior to pick-up from a first come first serve waiting list. Please contact us to be put on the no obligation waiting list. Payment is due and non refundable when order and pick up time is confirmed. Not available at most agents.

Sex-Sal-Link Brown Layers	Price per bird	1-14 \$15.95	15-99 \$11.95	100 + \$11.20
White Leghorn layers	Price per bird	1-19 \$14.95	20-99 \$11.20	100 + \$10.70

Guidelines to raising laying hens

LIGHTING SCHEDULE

- 1) Start your chicks as described on pg 4-5 with 23 hours of bright light.
- 2) At 3 days of age, start to reduce the number of hours of light by one hour every 2-3 days until down to 10 hours. This may not be possible with a windowed coop.
- 3) At 14 days reduce the light intensity. Dim to just being able to read a newspaper.
- 4) Grow to 18 weeks on 10 hours of dim light.
- 5) At 18 weeks start to increase light by 1 hour per week for 2 weeks. Then ½ hour per week until you have reached 15 hours of light.

Note: If you raise your spring chicks on natural light in the summer, when it comes to the fall, increase their light by 1/2 an hour per week until 16 hours is reached.

WATCH OUT!!!!!!!WINTER DAYLIGHT REDUCTION, QUALITY OF FOOD, LACK OF WATER OR COLD TEMPERATURES MAY PREVENT YOUR YOUNG HENS FROM COMING INTO LAY, OR RESULT IN YOUR OLDER LAYING HENS GOING INTO A MOLT (SHEDDING THEIR FEATHERS & CEASE LAYING). IF THIS OCCURS, GO BACK TO THE LIGHTING PROGRAM RECOMMENDED & START AGAIN!

PICKING in poultry, whether young or old, will most often occur if the birds are:

- a) too hot.
- b) too crowded.
- c) short of fresh air.
- d) lack of protein in their feed or
- e) coop is too brightly lit.



Once picking starts it is very difficult to stop. Using Vaseline on their behinds will help prevent further injury and allow the area to heal. Action should be taken promptly when picking is first noticed. Check against the points mentioned above to determine the cause & correct the problem. Darken the coop for birds over 2 weeks of age. For laying birds, we recommend adding curtains to their nest boxes.

If the problem continues, beak treatment may be required. To do so trim the hook off the top beak and cauterize. Also if your birds are eating a large amount of snacks from your yard: eg. grass, grasshoppers, table scraps, they may have a protein deficiency.

Beak treatment of chicks at day old is not recommended. A warm, dry, ventilated barn with quality feed and fresh water will minimize your risk of a picking problem developing.

HYBRID LAYERS REQUIRE 18% LAYER RATION. Your birds will suffer burn out after 3 months of lay and will begin to eat their eggs and pick if they have not received appropriate feed.

Trouble Shooting

FEED & WATER SCHEDULE FOR LAYERS

1) Your birds should always have a good supply of fresh water. For the first 8 weeks feed them a good quality chick starter-check the ingredients for poor quality fillers. If your birds are cocci vaccinated, use an unmedicated starter, otherwise it must be medicated with amprolium. The feed should be fine crumbles & they should always have food in front of them.

2) At 8 weeks of age the birds may be gradually changed to a poultry grower. Unless cocci vaccinated, the birds will require the medicated grower until 13-15 weeks of age, at which time they should have developed their own immunity.

3) At the first egg, start to change the feed to a quality 18-19% ration. If you are grinding your own ration, pay careful attention to the balance of grains and 35% concentrate (see page 7) required for healthy hybrid layers. Dropping your protein level will result in early burn out = picking and egg eating. Dual purpose layers do well on a 17% layer ration.

Problem: My layers are eating their eggs!

Solution: Check their feed. Most egg eating problems are as a result of an inadequate diet. If you are mixing your own feed, see page 7. You may also have to darken the coop. DO NOT allow your hens to eat the eggs. Pick the eggs 3 times per day or purchase a rollaway nest. Once your hens develop a taste for the eggs, adequate protein will not stop them from this bad habit. Also dim your lights.

Problem: My chickens lay 10 eggs one day & 33 the next!

Solution: Are they on 24 hours of light? This confuses their internal clock. Consistent restricted light allowance will result in consistent lay. They could also be short of protein, or be too cold. A time clock on your light will keep life easier.

Problem: My chickens are still laying small eggs. Why?

Solution: Check your air and feed quality! Did you grow them on controlled light? Did they come into lay very early? Feed, air, and light all contribute to egg size.

Follow the guidelines on page 4 for starting chicks & continue to maintain your coop at 21°C (70°F) and you will enjoy the benefits of good fresh eggs year round.



TURKEYS PHEASANTS

ORLOPP BRONZE TURKEY

**Excellent Conformation, Superior Livability,
Beautiful Natural Feathering
An Heirloom Turkey- Quality & Taste**

You are going to be impressed with the growth rate!
Growing faster and bigger than the bronze of the past. Hens
may grow up to 23lbs in 20 weeks .Toms will grow up to
40lbs in 20 weeks.

Additional charges
may apply if a
confirmed order is
changed or cancelled



White Turkey: unsexed only
price per poult: 10-24: \$7.43 25-49: \$6.93 50-99: \$6.68 100+: \$6.48
Orlopp Bronze Turkey unsexed only
price per poult: 10-24: \$10.46 25-49: \$9.96 50-99: \$9.71 100+: \$9.51

WHITE TURKEYS

The White Turkey is the top grower in big hearty birds. A Tom at 20 weeks should weigh over 40lbs, while the hen will weigh 18 lbs in 16 weeks. Their white feathers make them very easy to clean.

**COCCIDIOSIS
VACCINE
for the organic
grower**



Each province has its own regulations for how many poults may be grown each year without quota. Be sure to check your provincial allowance.
In Alberta there are 300 turkeys allowed- note that a registration must be filled out for over 90



Minimum order
30 Pheasants
Sold unsexed Only

CHINESE RINGNECK PHEASANTS (PHEA) **WEDNESDAY**

The most loved of the meat pheasants in this part of the world. These Chinese descendents continue their popularity due to their good taste and fine looks. Pheasants should be butchered at 22 weeks & will weigh 1.5-2.5 lbs live. They are only shipped on select **Wednesdays** at a minimum of 30 pheasant chicks.

Price per chick: 30-59: \$5.30 60-89: \$5.10 90 or more: \$4.90
30 pheasants = \$159.00 plus shipping
Call for 2019 hatch dates



HATCHING EGGS: FOR PICK UP IN WESTLOCK OR SHIPPED WITH CHICKS ONLY

For those of you that would like the joy of seeing new life as it emerges, we can supply a few types of hatching eggs. You can pick them up at the hatchery, or we can ship fresh eggs to you **by mail**, but they **must be with an order of chicks**. While we will ensure that we ship eggs with high fertility, due to the nature of hatching eggs, **we cannot be responsible for how they hatch.**

Additional freight charge \$6.00/dozen .
CHICKEN EGGS: Broiler, Leghorn, Sex-Sal-Link Brown, Rhode Island Red
Red Rock Cross or Red Sussex Cross. \$25.00/doz

TURKEY EGGS: White Turkey----- \$52.00/doz Bronze Turkey..... \$75.00/doz

Sorry! Heritage Breed Hatching Eggs are NOT available for purchase.

PRE-INCUBATED Eggs for schools..... \$38.00/doz

White leghorn eggs used for easy candling. These eggs come from breeding stock tested free of Salmonella Enteritidis. Pick up in Westlock and Edmonton only.





DUAL PURPOSE BROWN EGG LAYERS



Now available in North America these outstanding birds are perfect for the backyard flock, with their unbeatable combination of excellent egg production and robust delicious meat production. A prime blend of tradition with modern expectation, our foundation stock comes from the Czech Republic. Here is a sensible solution to raising meat & eggs; the Columbian Rock, Barred Rocks and Rhode Island Reds are not only top quality, but sexable!



Dual Purpose Birds
have a traditional meat flavour and texture.
Butcher at 16-18 weeks for best results!



BARRED PLYMOUTH ROCK
(BARR): The Barred Plymouth Rock is one of the oldest pure breeds. These are tasty, fat free birds, expected to produce up to 300 eggs. They are easy to raise and winter hardy. Note: Barred Rocks are the hardest to sex. *Chicks are black with a white spot on head*

COLUMBIAN ROCK
(COLR) These remain the heaviest of our dual purpose birds. They are a good choice for an all around bird with their sweet happy go lucky personality. Very good meat birds, lean, tasty and hardy. Keep a few over the winter for a fresh supply of eggs. *Chicks are yellow*


RHODE ISLAND RED
(RIR): The Rhode Island Red bird is an excellent hardy all around bird; producing rich dark brown eggs. Given the name of the state in which it was first bred, these deep coloured birds have progressed from simply a market bird to an important dual purpose bird with good egg production. *chicks are deep orange*



On sexed orders we guarantee **85%** accuracy.

	BARRED ROCK	COLUMBIAN ROCK	RHODE ISLAND RED	
	Price per chick, per sex, per breed:			
Unsexed : Each	1-24:\$4.92	25-49 :\$3.92	50-99: \$3.77	100+:\$3.67
Pullets : Each	1-24:\$6.19	25-49: \$5.19	50-99: \$5.04	100+:\$4.94
Cockerels: Each	1-24:\$3.77	25-49: \$2.77	50-99: \$2.62	100+:\$2.52

RED ROCK CROSS
(RROCK): The traditional cross is a fine balance between egg and meat production. Roosters resemble a Barred Rock in size by weighing in at 6.5lbs, while the trim black hen with reddish chest weighs in at 5.5lbs.
Pullet chicks are solid black, while the rooster has a white spot on its head (same appearance as a Barred Rock).



RED SUSSEX CROSS
(RSUX): This cross produces a predominantly white rooster, which is easier for plucking. As with the Red Rock, there is an excellent balance between good meat, decent eggs and are very easy to handle and raise a flock. *Pullet chicks are red, while the cockerels are yellow .*

Keeping birds for breeding? Allow one rooster for 8-10 hens. Have enough birds to keep your hen house warm in winter,

	RED SUSSEX	RED ROCK
	Price per chick, per sex, per breed:	
Unsexed : Each	1-24:\$4.17	25-49 :\$3.17 50-99: \$3.02 100+:\$2.92
Pullets : Each	1-24:\$5.19	25-49: \$4.19 50-99: \$4.04 100+:\$3.94
Cockerels: Each	1-24:\$3.26	25-49: \$2.26 50-99: \$2.11 100+:\$2.01

DUAL PURPOSE BREEDING STOCK
HENS \$6.50
ROOSTERS \$14.00
pick up in Westlock only
end of July -August
Book early

DUAL PURPOSE PACKAGES MINIMUM 25. THESE WILL BE AN ASSORTMENT CONSISTING OF **ONE OR MORE BREEDS** WHICH HAVE NOT BEEN SOLD AS SPECIFIC BREED .

HATCHERY SELECTION FOR DISCOUNTED PRICE

Unsexed : Each	25-49: \$2.77	50-99: \$2.62	100+:\$2.52
Pullets : Each	25-49: \$3.79	50-99: \$3.64	100+:\$3.54
Cockerels: Each	25-49: \$1.86	50-99: \$1.71	100+:\$1.61

WEDNESDAYS HERITAGE BREEDS-STANDARD WEDNESDAYS

We will do our best to give you a good selection of breeds in your packages, but we cannot guarantee that you will get all the breeds or guarantee show quality!

Heritage Breeds are hatched every WEDNESDAY, from March through June. Minimum orders, for warmth, are 25 Chicks or 30 Pheasants (selected dates), **including pickups.** Regular breeds also hatch on Wednesdays. This will allow you to order all your birds for the same day reducing shipping costs. If you are combining orders please note that minimum orders of heritage birds remains at 25, as well as minimum order for non heritage birds and turkeys must also remain at 25. No exceptions! We recommend against beak treating heritage birds



BUFF ORPINGTON Brought to North America in the early 1800's. They have broad, smooth fitting feathers on their massive bodies. Excellent temperament, hardy winter birds, good layers with beautiful pale meat, makes this a top class dual purpose bird.

AMERAUCANAS

This American version of the Ameraucana has tail feathers unlike their rump-less ancestors. Not as big as our other breeds, it is a fine layer of quality large blue-green eggs. Their delightful beards & multicolors have kept it our most popular heritage breed for many years .



Did you know that a rooster will breed up to 40 times daily? For happy hens keep your roosters to a ratio of 1:(8-10) hens.



BLACK AUSTRALORP

The Australian equivalent of the Orpington. These are a docile bird despite the dominant black colour. Appealing round bodies with an upright 5 point comb. Excellent dual purpose bird.

BUFF BRAHMA

Brahmas were originally imported from India to New England, becoming a stately breed. Well known for their gentle nature, hardiness, good size and generally an excellent all around bird. They lay large rich brown eggs and are hardy winter layers.



BLUE COCHIN

Cochins originated from China as show birds rather than for their meat. They are the friendliest of birds. They are both gentle and hardy and a great addition to any farmyard as well as lay large brown eggs. Great Pets!

SPECKLED SUSSEX

is a lively yet docile breed that can adapt to any surroundings. They enjoy the presence of humans and make delightful pets. The breed frequently goes broody in the warmer months. They are good foragers and are generally a hardy variety for our cold climate.



DANISH BROWN LEGHORN

Nicknamed the 'Roadrunner' these birds are busy creatures not flighty-just hyper! This wonderful little hen lays loads of large white eggs while remaining pleasant & friendly. The calm roosters are dramatically coloured in comparison. Great crowers!



HERITAGE BREEDS-STANDARD

CUCKOO MARANS



Marans are generally quiet and docile; but they are quite active, taking well to free ranging in rough terrain and are also tough and disease-resistant. Their gentle temperaments and quiet demeanor makes them ideal for suburban backyard chicken keepers, as well as any assorted farm flock as they rarely bully smaller breeds.

Marans are historically a dual-purpose bird, prized not only for their dark eggs but for their table qualities as well. Cuckoo Marans are uniquely bred for the production of extremely dark brown; no breed produces eggs that are darker. Marans lay around 150-200 dark brown eggs each year.

All feathers of Cuckoo Marans are crossed throughout with irregular dark and light slate bars. They appear to look much like Barred Plymouth Rocks but the bars are not nearly as perfect and the difference between the black and white bars is not as distinct. Because of these differences, the variety is known as cuckoo rather than barred. Standard weights at maturity are male-7 to 8 lbs. and hen-6 lbs.



WELSUMMER or Welsumer is a Dutch breed of domestic chicken. The origin of the breed was in the small village of Welsum, in the eastern Netherlands. It was bred at the beginning of the 20th century from local fowls of mixed origin. In 1922-23 steps were taken to fix a standard after the birds began to show a good deal of uniformity. The eggs were originally exported for the commercial egg trade where they were an instant hit with their lovely rich dark colour.



BANTAM BREEDS

All bantams are very sensitive to temperature -especially for the first 2 weeks. Their tiny bodies cannot hold the body heat like a broiler. TLC must be provided and constant monitoring for the first 48 hours. We recommend **Turkey starter** for the first 8 weeks.

Standard & Bantam Price per breed

1-9:	\$13.00 each
10-24:	\$7.85 each
25-49:	\$6.85 each
50+:	\$6.35 each

**95°F/35°C
required for
starting these
breeds
SEE PG 4-5**



WHITE SILKIES These unusual birds are known for their black skin and hair-like plumage. Having a fifth toe is also an unusual trait. These birds date back to the days of Marco Polo and have remained popular as an excellent setter and for their friendly nature. The Whites are the quietest of the silkies.



DARK BRAHMA BANTAM These lovable birds have feathered legs and feet and profuse, fluffy feathering. The hens lay relatively decently and are great setters and mothers. This fancy breed of chicken makes a great pet for its quiet and tame nature as well as hardiness.

BREEDING STOCK

At the end of each season when our breeding hens have been laying for 6 months, we sell them at a minimal cost. You may put your name on a waiting list for our Heritage breeders as early as January. These birds will be available for **pickup in Westlock only** on a date that will be set around the first 2 weeks of July. No deposit required so book your birds early!

Please be aware that breeders will look rough due to the breeding process. The birds will recover naturally by the end of 6 weeks. While we cannot guarantee availability, we will supply the birds in the order in which they are received.

This is your chance to get just purebred hens!!!

PRICES FOR 2019; EACH
HERITAGE BREEDERS
HENS \$15.00 ROOSTERS \$18.00

WEDNESDAYS HERITAGE CHICKENS WEDNESDAYS

These breeds have been selected for their uniformity, rate of lay, docile temperament and utilization as a good lean meat alternative! They are highly desirable for their longevity and hardiness despite our harsh weather extremes. Given the chance, they will not only all set, but will be with you for many years. We are unfortunately **unable to sex** these birds so we cannot be responsible for the rooster to hen ratio. The more you order of a breed the better the chance of balanced numbers-Most breeds hatch at 48% pullets.

Our vaccinated purebred parent stock produces excellent quality, lively chicks. All Heritage birds and Pheasants are **SOLD UNSEXED ONLY**. You can be sure that your chicks are strong and healthy - Our reputation depends on it. This stock has variable breed uniformity, therefore not considered show quality! Additional charges may apply if a confirmed order is changed or cancelled.

HOW TO ORDER

YOUR CHOICE: * Price per chick per breed. You may order: Standard Blue Cochin;
 Buff Orpington; Ameraucanas; Dark Brahma Bantam; Buff Brahma; Black Australorp;
 Danish Brown Leghorn; Speckled Sussex; White Silkie Bantams; Welsummer; Cuckoo Marans
1-9:\$13.00 each **10-24:\$7.85** each **25-49:\$6.85** each **50+:\$6.35** each

PACKAGES

Hatchery selection of one or more breeds of birds **not** booked for specific breed orders.
 We make every effort to provide you with a mix of breeds available on your shipment date.
 You may **not** choose the breeds with this package option. Minimum 10 for a package. Total order must equal 25.
 There are **2 different packages; STANDARD** (Standard) **or ALL BREED** (Standard+ Bantam)
10-24:\$6.60 each **25-49:\$6.10** each **50 +:\$5.85** each (no guarantee of no. of breeds/varieties)

IMPORTANT Heritage birds and pheasants are now to be hatched on Wednesdays. This will allow you to order all your birds for the same day reducing shipping costs. If you are combining, please note that minimum orders of heritage birds remain at 25 as well as minimum order for non heritage birds and turkeys must also remain at 25. No exceptions!

SERVICES

Marek's Vaccine (M): Available for **Standard** heritage breeds only \$14.00 Min. add 14c per bird over 100
Beak Treatment (BT): Available for **Standard** heritage breeds only \$15.00 Min. add 15c per bird over 100
 Not recommended for these birds
Coccidiosis Vaccine (C): Available for **all heritage** breeds \$12.00 Min. add 12c per bird over 100
Shipping: \$26.00 Min. add 26c per bird over 100
ORDER MUST COME TO MIN 25 BIRDS Shipping by **Air:** actual cost plus +\$15 handling

Quantity	unsexed only Breed or Package	Price per Chick	Services M/BT/C	Shipping	TOTAL
minimum 25 total					

Name: _____ **Address:** _____

Province _____ **Postal Code** _____ **Phone No. ()** _____

VISA/Mastercard: _____ **Expiry Date:** _____ **Signature:** _____

Breeding Stock is available at the end of the spring season; \$15 per Hen; \$18 per Rooster. You may book your birds at anytime. Pick up will be in Westlock around the beginning of July. No Minimum order. 20% deposit required at the time of booking. (non-refundable unless we do not have the birds to fill your order) . The hens tend to be quite bald from breeding but quickly recover with some TLC!
 This is your chance to get the hens you really want! These birds get booked up very quickly!

HOVABATOR INCUBATORS

All of the Hovabator Incubators have Styrofoam construction, an easy to maintain plastic liner with water channels for humidifying, and a turbofan that circulates air and eliminates any hot and cold spots. Without a turner each model holds up to 50 duck/chicken eggs, 40 turkey, 90 pheasant or 130 quail eggs. Includes a thermometer for temperature monitoring.

CIRCULATED AIR: 12v DC power supply operates on 100-240AC This model has two small windows and a wafer thermostat. **2365 \$177.00**

PICTURE WINDOW: Large triple plated plastic full window for easy classroom viewing.(110V) Controlled with a wafer thermostat **1583 \$191.50**

ELECTRONIC THERMOSTAT LCD DISPLAY: Simply plug it in, add water and eggs! It is pre-set for bird eggs, so there is no adjustment to make, & you enjoy consistently great hatches. The LCD will display set temperature, actual temperature and humidity % in both Fahrenheit and Celsius. Includes picture window and 12V DC power supply that operates on 100-240AC. **1588 \$278.90**

HOVABATOR BOTTOM WITH LINER 1766 \$38.90

PLASTIC LINER ONLY 1765 \$17.20



AUTOMATIC EGG TURNERS FOR HOVABATOR INCUBATOR

For best results, eggs need to be turned at least 3-4 times/day. The addition of an automatic turner makes this task less demanding. The turner holds up to 6 interchangeable racks. The universal racks will hold 41 eggs ranging in size from partridge to duck. Quail racks hold 120 eggs. All turners fit in all Hovabator models.

Turner with Universal & Quail racks 1610 \$93.50


Turner with Universal racks 1611 \$79.50

Turner with 3 Large Egg racks (12 eggs) 1614 \$99.20

Universal racks only 1696 \$25.00



Quail racks only 1686 \$25.00

12 volt adaptor for electronic hovabator: 1735 \$52.40



REPLACEMENT PARTS FOR HOVABATOR

Thermostat Microswitch	3006	\$20.60
Pilot Light	3017	\$12.50
Thermostat Wafer for Incubator	3007	\$19.20
Temperature Adjustment Screw	3161	\$2.50
Heating Element (square)	1645	\$35.00
Turbo Fan - Complete	2364	\$62.80
Turner Motor with cord	1655	\$62.30
Plastic Thermometer for Hovabator	1825	\$9.40
Power failure alarm	8380	\$38.70
Heater/Fan for 1588	1749	\$79.60
Thermostat Switch (comp.with wafer)	3161+3006+3007=3122	\$43.20
LCD Thermostat for 1588	1781	\$125.90



ROLL-X INCUBATORS

RX2 INCUBATOR: This Cadillac of the table-top incubator offers accuracy and endurance. They are built to last! This model features a solid state temperature control providing accuracy to within 1/20F. The well designed, simple to adjust bottle stands easily on the side allowing for controlled humidity. (holds 72 chicken eggs)

RX2 INCUBATOR WITH AUTO TURNER: (RX2T) ~~\$2224.80~~ BLOWOUT SALE \$1395.00 while supplies last



For the serious enthusiast the *Sportsman Incubators* are the economical answer. These large capacity incubators provide forced air circulation, dual thermostats for backup, automatic turning every 2 hours, and an easy to read dial thermometer/hygrometer.



THE SPORTSMAN INCUBATOR: This incubator has 3 egg "setting" trays that turn and one "hatching" tray that does not. This permits a rotational setting of 1 tray of chicken eggs per week while hatching one tray per week. Each tray holds 400 quail, 135 chukar or pheasant, 70 large chicken or 47 goose eggs.(1502)

With electronic control (SIN5) **\$1,643.40**
Acrylic Door (not shown)(SAC1) \$148.40
Automatic Humidity For Sportsman (SAC2) \$92.80



SPORTSMAN PLASTIC EGG RACKS
(sold as set of 6, 2 racks fit per tray)
Goose 162 egg capacity (SAC3) \$92.50
Chicken 270 egg capacity (SAC4) \$108.20
Quail 540 egg capacity (SAC5) \$89.10
Pheasant 354 egg capacity (SAC6) \$87.10

REPLACEMENT PARTS FOR THE SPORTSMAN

- A. Turner Motor (3175) (SPA1) \$152.10**
- C. Electronic Thermostat (SPA3) \$172.20**
- D. Dial Thermometer/Hygrometer (SPA4 see P.15) \$48.30**
- E. Heating Element (complete) (SPA5) \$47.40**
- F. Turner Timer & Switch (SPA6) \$57.40**
- G. Pilot Light (SPA7) \$12.50**
- H. Fan Motor (SPA8) \$140.40**
- I. Wicks (set of 2 for dial hygrometer) (SPA9) \$4.50**
- J. Toggle Switch (SP10) \$18.50**
- K. Fan Blade only (prior 2007) (SP11) \$35.90**
- L. Auto Turner Complete (SP12) \$364.20**
- 9. Power Failure Alarm (SP14) \$38.70**
- N. Thermostat micro switch (3006) \$20.60**
- O. Heating element alone (SP15) \$23.20**
- P. Digital Hygrometer/thermometer (3520) \$41.90**
- Q. Acrylic door (SAC1) \$148.40**

It is important to know what year your sportsman was built before ordering parts. Some parts were changed in 2008 & 2013
Parts are available for all ages of models

THE SPORTSMAN HATCHER: For improved results and better sanitation, hatcheries use a separate "setting" and "hatching" system. The eggs are incubated for 18 days in an incubator with turning trays, and then moved to a separate hatching unit, where the trays do not turn, to complete the hatching process. This allows the setters to be kept relatively clean, while the hatchers can be cleaned after each hatch. An added advantage is that if you are incubating different species together, the higher humidity required for hatching is easier to manage without affecting other incubated eggs. You may also hatch more eggs at one time.

With electronic control. (SIN6) **\$1539.70**

***Spare parts Kit: Includes Thermostat switch (complete) and Turner Timer & Switch Mechanism. (SP13) \$102.60**



MINI DOME INCUBATOR:
 A handy little incubator for a thrilling experience for kids. No thermostat control. Must be kept in a warm room with no drafts. Capacity 2-4 eggs.

Special \$21 (MI01) ~~\$41.40~~

AUTOMATIC WATERING BOWLS: Work with high pressure or gravity system. The bowl is durable hard plastic. The standard brass valve makes the bowls interchangeable. Attach to a standard 1/2" pipe. Parts are also available. Choose from these 3 bowl sizes:

- A. King Size Fount (1.5 Quart Bowl) (WA01) \$55.30**
- B. Poultry Fount (WA02) \$44.20**
- C. Baby Chick Fount (Shallow Bowl) (WA03) \$44.50**



Bracket Mounts

Free Standing (2500-stand)
 **\$27.00**
 Wall Mount(2500-BKT)... **\$22.10**

PRICES SUBJECT TO CHANGE WITHOUT NOTICE, PRICES DO NOT INCLUDE TAXES AND SHIPPING.
 ALL EQUIPMENT ORDERS ARE SHIPPED FROM SEVEN OAKS MANUFACTURING. COPYRIGHT 2019

SEVEN OAKS MFG. BROODER SUPPLIES SEVEN OAKS MFG.

BROODER THERMOMETER

(Hanging) is an essential part of your temperature control. Wide red indicator with suggested temperature markings by week. (BR01) **\$11.00**



Never guess the temperature. A thermometer is essential

SINGLE LAMP BROODER:

(Bulb not included) This infrared electric brooder will supply enough heat for 80 chicks or 50 poults. Has porcelain socket, safety cord, and baked enamel reflector guard. (BR05) **\$35.80**

SINGLE LAMP BROODER:

with Hi/Lo Off Switch. (BR06) **\$46.60**



Products may not look exactly as shown

CHICK AND QUAIL BROODER: An electric brooder for baby poultry or quail. Capacity 125 day-old chicks and up to 50 four-week olds. Quail capacity-100 to fourth week. Use in any building where temperature does not fall below 60°F. Sliding poly mesh door panels on front and one side. Includes 3 liter poly bottle drinker and 580 cubic inch capacity feeder. Both feeder and drinker fill from outside. Drinker trough is self-cleaning. 1/2" PVC coated wire floor. Dropping pan easily removed for cleaning. Thermostatic control, 250 watts. Overall size-31"W x 36"L x 14"H (interior height 9"). 110V ac only. 54 lbs. **GQF Brooder** (shown) (BR18) **\$493.60**
The **Brower Brooder** (not shown) is similar to the (BR18) (BR10) **\$622.80**

BROODER GUARD

35' x 18" Keeping young chicks from straying far from the brooder for 7-10 days is important. Brooder guard keeps them safe, reduces drafts and pileups in the corners. (BR03)....**\$14.70**



GAS BROODER:

(Natural Gas or Propane) Thermostatically controlled fuel efficient gas brooder heats up to 1000 chicks. The pilot is draft resistant and the gas valve has an automatic safety shut-off. (BR04)**\$609.00**



Brower (BR07) **\$276.20**

4 LAMP BROODERS:

Supplies enough heat for 325 chicks or 250 poults. Two stage thermostatic control turns heat bulbs on/off in stages to give even heat at chick level. Has porcelain socket, cord plug and reflector guard. Bulbs sold separately.



Kuhl (BR13) **\$160.20**

INFRA RED HEAT BULB; SPLATTER PROOF 2 pack

250 watt-110 volt Multi purpose heat bulb. (BR08) **\$27.80**



Products may not look exactly as shown

WATERERS



PRESSURE REDUCER: This in-line water pressure reducer is designed to provide high volume of water at low adjustable pressure. One reducer is good for several waterers. (WP01).....**\$103.70**



ELECTRIC FOUNT BASE HEATER: Set your waterer on this base to eliminate frozen water problems. Thermostatically controlled to keep your water at 50°F. This low power heater is not recommended for outside use in extreme cold, or use with plastic (WP02) **\$99.50**

FLOATING DE-ICER:

Keeps waterers ice free even in extreme cold. Thermostatically controlled to cut out at 15°F.



1500 W(WP03)**\$70.80** special **\$50.55** while supplies last

SUBMERSIBLE DE-ICER: Safe in plastic, good for pails and founts. Thermostatically controlled

250W (WP04) **\$104.90**
500W (WP05) **\$129.80**



PLASTIC CHICK WATERERS: These easy to clean, durable waterers are perfect for starting chicks.



A. 1 L FOUNT (up to 15 chicks)	JAR (WS02)	\$2.50
	QUAIL BASE (WS04)	\$2.20
B. 4L/GAL FOUNT (Screw on - up to 50 chicks)	WIDE BASE (WS03)	\$2.20
	JAR (WS06)	\$3.80
	QUAIL BASE (WS08)	\$7.70
	BASE (WS07)	\$3.80
C. 4L/GAL FOUNT (Wide Base - up to 60 chicks - Easy nesting storage)	JAR (WS10)	\$4.00
	WIDE BASE (WS11)	\$4.70
D. POP BOTTLE WATERER "Through the cage" watering uses a pop bottle. Includes spring to hold the bottle to the cage.	POP BOTTLE (WS12)	\$4.30
E. quail base for gallon base		



LARGE CAPACITY WATERERS: These well constructed founts ensure a clean steady supply of water to your birds, while reducing the number of refills. Suitable for chicks as well as mature birds. Available in Galvanized metal and plastic.

- 2 Gallon** (Up to 20 mature birds) Galvanized (WB05) **\$28.80**
- 3 Gallon** (Up to 45 mature birds) Galvanized (WB06) **\$38.80**
- 5 Gallon** (Up to 75 mature birds) Galvanized (WB07) **\$45.30**
- 8 Gallon** (Up to 100 mature birds) Galvanized (WB08) **\$55.70**
- 3 Gallon** (Up to 45 mature birds) Plastic (WB13) **\$58.70**
- 5 Gallon** (Up to 100 mature birds) Plastic (WB14) **\$67.30**
- 7 Gallon** (Up to 100 mature birds) Plastic (WB10) **\$77.20**



AUTOMATIC HANGING WATERERS:

This low pressure automatic hanging waterer provides continuous fresh water for up to about 100 birds, and helps keep the litter dry. Easily adjust the height as your birds grow. Several can be used in a house with a single low pressure line, requiring only one pressure reducer, or this waterer can be hooked up to a gravity flow system without a reducer.

BELL WATERERS: (Plasson)

- Chicken** (as shown) (WA09) **\$125.20**
- Turkey**(not shown) (WA29) **\$149.80**
- Auto Chick waterer 9"** (WA05) **\$28.20**



Pressure reducing valve (4011) \$64.10



All MK parts are available. Have your part reference ready when you order.

- A.CFD 4107 Mechanism cap
- B.CFD 4108 O'ring
- C.CFD 4109 Filter element
- D.CFD 4110 Mechanism pipe
- E. CFD 4112 Locknut
- F. CFD 4113 Mechanism spring
- G.CFD 4124 Valve assembly comp.
- H.CFD 4101 Saddle connector
- I. CFD 4104 Barbed Union
- J. CFD 4105-2 Hose cord clip
- K CFD 4121 Bottle Hanger Complete mechanism
- L CFD 4123 **\$40.50**

- 3.5 Gallon pail** (up to 50 mature birds) (WB01) **\$ 8.50**
- 5 Gallon pail** (up to 75 mature birds) (WB02) **\$9.50**
- Bases for above** (WB03) **\$25.60**

TIP-OVER PAIL:
Easy to use galvanized pail.
(WB11) **\$42.60**

Replacement Parts for plastic waterers
Handle: Seal:Black cap

FEEDERS

TROUGH FEEDERS:

- 48" GALVANIZED FEEDER (not shown)** (FE48) **\$24.60**
- 36" GALVANIZED REEL FEEDER** (FE04) **\$26.40**
- 24" ANTI ROOST REEL** (FE02) **\$7.60**
- 24" SLIDE TOP GALVANIZED FEEDER (not shown)** (FE14) **\$9.10**
- 20" FLIP TOP PLASTIC FEEDER** (FE15) **\$7.10**
- 12" SLIDE TOP FEEDER** (FE03) **\$5.50**
- D.ROUND GALVANIZED CHICK FEEDER:** (FE08) **\$4.00**
- E. ROUND PLASTIC FEEDER.....**(806) **\$5.30**



A. CHICK FEEDER TRAY:


The ideal way to start day old chicks; use for up to 7 days..
.....(FE05) **\$4.60**

B.GALVANIZED FEED SCOOP:

Durable large capacity scoop.
(FE06)**\$17.40**

C.PLASTIC FEED SCOOP:

Economical 4 litre capacity.
..... (FE07) **\$7.00**



16lb and 30lb plastic hanging feeders



HANGING FEEDERS: These feeders are designed for easy feed flow while eliminating feed wastage by the birds. Three adjustable feed depths allow for the depth of the feed to be decreased as the chicks get older. The 16lb. feed tube is good for 30-40 birds. The 30lb. feed tube is good for 40-60 birds.

- 30lb Feed Tube and Pan** (FE09) **\$42.40**
- 50lb Galvanized feeder** (FE50) **\$41.30**
- 16lb Feed Tube and Pan** (FE13) **\$28.50**
- 30lb Galvanized feeder** (FE30) **\$37.40**
- Plastic Cover** (shown) (FE10) **\$10.70**



PRICES SUBJECT TO CHANGE WITHOUT NOTICE, PRICES DO NOT INCLUDE TAXES AND SHIPPING.
ALL EQUIPMENT ORDERS ARE SHIPPED FROM SEVEN OAKS MANUFACTURING. RESTOCKING FEE 25%.



POULTRY NIPPLES
 (4 pack) simply screw these into the base of a bucket and you have an easy to use in expensive hanging waterer
 (PPWN4) **\$13.10**



POULTRY DRINKING CUPS
 USED \$4.00 each
 Different styles.

EGG LAYING SUPPLIES



EGG WASH DETERGENT: Specially formulated to clean and sanitize with fast drying action in the turbo egg washer. A heaping tablespoon will clean up to 3 full baskets. **Non-Foaming**
500g (EG01) **\$9.90**
5kg (EG02) **\$45.10**
10kg (EG03) **\$64.80**

KLEEN EGG TURBO AIR-WASH: The solution to cleaning large quantities of eggs. Plug in, add egg detergent to the water and attach to your air compressor. The heating element heats the water. Gather the eggs into the basket and place it directly into the washer. The air keeps the water in motion and leaves you with clean eggs in 3-5 minutes. Complete with one egg basket.
 (EG07) **\$515.00**



ADDITIONAL BASKETS (EG08) **\$34.50**



EGG SCALE:(CES) This easy to use scale lets you grade eggs by weight. Adjustable screw stop allows grading out one size at a time..... **\$48.50**

EGG SANDER: Padded holder is gentle on eggs.
 (EG09) **\$9.90**

EGG BRUSH REFILLS:
 (EG10) **\$2.90**



NEST EGGS: Nest eggs help to entice the birds to lay where you want them to and help eliminate floor laying. The plastic nest eggs are easy to clean. Sold by the dozen.

PLASTIC NEST EGGS (EG05) **\$10.80**



DIGITAL EGG SCALE
 This wonderful little digital egg scale is a must for the conscientious enthusiast. Make sure your eggs meet the hatching egg or commercial weights.
PB500 \$214.00

EGG CANDLERS: An egg candler is indispensable for detecting blood spots, freshness (by the size of the air cell), and the presence of an embryo in hatching eggs during incubation. Brown eggs do not candle well.



EGG CANDLER: This candler takes a regular bulb. It is best for detecting blood spots prior to going to market.
 (EG04) **\$56.90**

COOL LIGHT EGG CANDLER: Small and light weight with a 5 foot cord allowing you to candle incubating eggs with out risking breakage.
 (9046) **\$27.00**



6 HOLE PLASTIC NEST:
 The lids, front and back partitions and perches are plastic and therefore greatly reduce the risk of bugs and make the entire nest very easy to keep clean. Highly durable and well ventilated. It is 36" wide and has galvanized sides & brackets.
 (EG18)..... **\$308.50**

ROLL-A-WAY NEST: The eggs just roll beneath a covered part of the sturdy wire baskets keeping your eggs clean and safe! No straw or shavings required after training period! The roost bar can be raised at night to close the nest to keep it clean. The nest holes are designed for leghorns as well as larger breeds. **Allow one nest hole for each 5 hens.** We do not recommend roll-a-way nests to be used in combination with conventional nest boxes in one coop. Some assembly is required. Sold unpainted.



WOOD 4 HOLE ROLL-A-WAY For up to 20 hens (EG16) **\$169.20**
WOOD 10 HOLE ROLL-A-WAY:
 Good for up to 50 hens
 (EG15) **\$338.40**





POLYTONINE A COMPLEX:

We suggest using this multi-vitamin for starting of all chicks (for 5-7 days) and for older birds (2 days/week) as a way to ensure a balanced vitamin intake.

(MI09) **\$7.10**

STRESS AID A water soluble premix of vitamins and electrolytes. (MI13)

\$11.00

wash your hands well and often



DISPOSABLE COVERALLS:

It is critical to have good bio-security even with a small flock!

Disposable Coveralls (MI18)

Disposable Boot Covers pairs (MI43)

Thoroughly disinfect your barn between flocks and allow time to dry.

An ounce of prevention is worth a pound of cure.



REDUCE RISK OF DISEASE TRANSMISSION WITH FLIGHT NETTING!

Keeps unwanted wild birds and predators from contact with your flock.

Available in various sizes. Call us for more information.

FLY RELIEF DISPOSABLE BAG:

Attract and kill flies safely. Special attractants work wonders without the use of insecticides making this product an environmentally safe control. This 1 gallon trap comes with a 4oz bottle of attractant.

Fly Relief Disposable bag

(MI52) **\$16.20**



MOUSE/RAT BAIT:

The perfect weather proof bait for mice and rats.

KEEP AWAY FROM PETS

Each box makes 8 baits -454g**\$15.90** (MI44)

Small Packet 43g Rat/Mouse Pellets.. **\$1.80** (MI41)

REPEATER MOUSE TRAP

No bait mouse trap is easy to use..... **\$9.50** (MI54)

Mice are ideal carriers of unwanted diseases from the outside of the barn to the interior!



TURKEY SADDLE:This handy hen saddle is a must to protect your hen and give leverage to your Tom. **each \$13.20**



Order on line

www.rochesterhatchery.com

FOGMASTER TRI-JET 120V

FM-620810 **\$1072.70**



PHEASANT ANTI-PICK DEVICES:

A. Beak Guards (MI02) **\$11.50**
(25/pkg) (not exactly as shown)

B. Peepers (MI03) **\$11.50**
(Plastic-25/pkg) (not exactly as shown)

C. Pheasant Hoods (MI04) **\$11.50**
(25/pkg)

D. Pheasant Nose Clips MI05) **\$3.50**
(25/pkg)

E. Pliers (MI06) **\$30.18**



LEGBANDS(Bags of 50) & BANDETTES (BOXES OF 25)							
	CHICKS QUAILS PIGEONS	BANTAMS GUINEAS	LEGHORNS PHEASANTS	HEAVY BREED CHICKENS	DUCKS	GEESE TURKEY HENS	LARGE GEESE TURKEY TOMS
SIZE	5/16"	7/16"	9/16"	11/16"	3/4"	7/8"	1"
LEGBANDS	\$10.00	\$10.50	\$10.50	\$11.50	\$11.50	\$13.00	\$13.00
BANDETTES	N/A	\$20.75	\$24.25	\$25.75	\$26.75	\$37.70	N/A



Legbands



Numbered Bandettes


POULTRY PROCESSING



When buying started birds from us you may borrow these crates. A deposit of \$200 per crate is required.

CHAMPION POULTRY CRATES
38"x22.5"x10"
1-5 pieces-each \$80.60
6 or more pieces each \$72.50

PLUCKER KIT: This kit has all the hardware you need; just add a cabinet and a motor. Includes 7" diameter steel drum, 28 plucker fingers, shaft and bearings, 2 pulleys, V-belt and construction drawing. (MI30) **\$295.45**



PLUCKING FINGERS:
3" OR 5"(EACH) Medium..(MI32/34) ...\$1.80

POULTRY PLUCKER: Feather picking is a snap with this plucker. This easy to use plucker can pluck a chicken in about 30 seconds! The bird is gently introduced to the rotating fingers and turned slowly as the feathers fly off! (Available assembled ready to use). Some assembly is required and units are not painted. To save freight we suggest the unassembled complete unit (with plywood). You simply assemble the unit. Instructions are included.

- UNASSEMBLED COMPLETE**
- (less motor) (MI36) \$468.50**
- ASSEMBLED**
- (less motor) (MI39) \$595.20**
- PLUCKER MOTOR only \$184.80**
- Purchase with plucker or kit. \$169.80**
- LUNG REMOVERS Turkey \$87.50**
- Chicken \$77.20**

QUICK PLUCK: Specially formulated to ease feather picking. Will do up to 200 birds. 340g (MI40) **\$7.40**



KILLING CONES:
 Helps avoid bruising the birds. Less mess.

- CHICKEN SIZE**
- (MI26) \$30.90**
- TURKEY SIZE**
- (MI27) \$48.40**



- CHICKEN LEG CATCHER (not shown) (MI28) \$10.85**
- KILLING KNIFE (not shown) (MI29) \$44.90**



FEATHERMAN
Scalder PRO-S Holds its temp. for pin feather free birds.....**\$2,809.00**
Plucker PRO-P Holds 4-5 birds. Has them pin feather free in seconds.....**\$2,256.00**
Turkey Plucker..... **\$3,113.00**
Dunker/Shackle.....**\$736.00**
\$50 DISCOUNT ON SCALDER/PLUCKER COMBO

1/2HORSE POWER USED MOTOR.
 Weather resistant motor suitable for plucker
\$120.00


**STOREY'S BOOKS**

Guide to Raising:	
Dairy Goats	\$29.95
Ducks	\$29.95
Chickens	\$34.95
Pigs	\$34.95
Poultry	\$29.95
Rabbits	\$34.95
Sheep	\$29.95
Turkeys	\$29.95
Llamas	\$29.95

Guide to Better Hatching	\$16.00
NEW Raising Amazing Chicks	\$24.99
Exhibiting Poultry for Pleasure	\$19.45
Your Puppy & Your Horse-ideal for the young enthusiast!! while supplies last	each \$19.95 \$10.95
The Chicken Health Book	\$37.95
Chickens for the backyard homesteader	\$16.95



Storey's Illustrated Guide to Poultry Breeds	\$37.95
Reinventing the chicken coop (not shown)	\$29.95
American Standard of Perfection	\$23.75



Mini Books Each (not Shown)	
Eggs & Chickens	\$5.95
Building Chicken Coops	\$5.95
Chick Embryo Development	\$5.00
Raising ducks and Geese	\$5.95

**How to build Books**

Whizbang Chicken Scalders.	\$31.50
Mechanical chicken plucker	\$31.50



**PLACE YOUR EQUIPMENT ORDERS DIRECTLY WITH SEVEN OAKS MANUFACTURING
CALL TOLL FREE 1-800-661-6991 OR FAX 780-349-6691**

**Protect yourself and your family!
Tips for the safe handling of chicks and live poultry**

Live poultry (chicks, chickens, poults, turkeys, ducks, and geese) can be a source of potentially harmful microorganisms (germs); therefore, precautions must be taken when handling and caring for them. These germs can spread to you from a bird, its droppings, or from anywhere the bird or its droppings have been. You can get sick if the germs come into contact with your mouth, eyes, or nose.

There are things you can do to help keep yourself, your family and birds safe!

- *Handle only one chick at a time. Hold the chick with both hands, but be careful not to squeeze.
- *Wash your hands thoroughly with soap and water right after touching live poultry or anything around where birds have been.
- *Adults should help children wash their hands. If you can't wash your hands right away, use hand sanitizer until you can wash your hands with soap and water.
- *Adults must supervise children when they handle poultry to make sure they do not put their hands or fingers into their mouths.
- *Children under 5, the elderly, and people with weak immune systems can become sick more easily and therefore should minimize or avoid contact with live poultry and should wash their hands and change their clothing after contact.
- *Keep your face away from the chick. Don't snuggle or kiss the birds. Keep your hands away from your face. Don't eat or drink while handling chicks, and until you have washed your hands.
- *Keep live poultry and poultry equipment outside your home, and away from places where people eat or make food.
- *Practice good biosecurity between different animals and age of flocks, by keeping them separate, changing boots and coveralls between flocks and using disinfecting foot dips at entrances.

2019 Price List and Order Form

Name: _____ Ship to Destination/Agent: _____

Address: _____ Town: _____ Province: _____ Postal Code: _____

Phone No: (_____) _____ Alternative Phone No.: (_____) _____

Date Chicks Wanted: _____ (we will book for the closest date available)

  VISA/Mastercard: _____ Expiry Date: _____ Signature: _____

Regular Breeds	Per chick	1-24	25-49	50-99	100+	MAR	COC	BT	Quantity	Cost
Broilers / Cornish Rock Giants	unsexed	\$ 3.74	\$ 2.74	\$ 2.59	\$ 2.49					
	pullets	\$ 4.34	\$ 3.34	\$ 3.19	\$ 3.09					
	cockerals	\$ 4.04	\$ 3.04	\$ 2.89	\$ 2.79					
Western Rustic	unsexed	\$ 4.91	\$ 3.91	\$ 3.76	\$ 3.66					
Cornish Game Hens	pullets	\$ 4.34	\$ 3.34	\$ 3.19	\$ 3.09					
Leghorn	unsexed	\$ 3.30	\$ 2.30	\$ 2.15	\$ 2.05					
	pullets	\$ 4.54	\$ 3.54	\$ 3.39	\$ 3.29					
	cockerals	\$ 2.17	\$ 1.17	\$ 1.02	\$ 0.92					
ISA Brown (Sex-Sal-Link Brown)	unsexed	\$ 3.87	\$ 2.87	\$ 2.72	\$ 2.62					
	pullets	\$ 4.79	\$ 3.79	\$ 3.64	\$ 3.54					
	cockerals	\$ 3.06	\$ 2.06	\$ 1.91	\$ 1.81					
Barred Rock, Rhode Island Red, & Columbian Rock	unsexed	\$ 4.92	\$ 3.92	\$ 3.77	\$ 3.67					
	pullets	\$ 6.19	\$ 5.19	\$ 5.04	\$ 4.94					
	cockerals	\$ 3.77	\$ 2.77	\$ 2.62	\$ 2.52					
Red Rock Cross & Red Sussex Cross	unsexed	\$ 4.17	\$ 3.17	\$ 3.02	\$ 2.92					
	pullets	\$ 5.19	\$ 4.19	\$ 4.04	\$ 3.94					
	cockerals	\$ 3.26	\$ 2.26	\$ 2.11	\$ 2.01					
Dual-purpose assortment	unsexed	n/a	\$ 2.77	\$ 2.62	\$ 2.52					
	pullets	n/a	\$ 3.79	\$ 3.64	\$ 3.54					
	cockerals	n/a	\$ 1.86	\$ 1.71	\$ 1.61					

Turkeys	Min 10	10-24	25-49	50-99	100+	MAR	COC	BT	Quantity	Cost
White Nicholas Turkeys	unsexed	\$ 7.43	\$ 6.93	\$ 6.68	\$ 6.48	N/A				
Orlopp Bronze Turkeys	unsexed	\$ 10.46	\$ 9.96	\$ 9.71	\$ 9.51	N/A				

Services	Minimum Charge	Cost/chick		Cost
Mareks Vaccination	\$14.00	\$0.14	Brooding is only available for chicks that will be picked up at the Hatchery. We are unable to ship started birds. Maximum 10 days.	
Coccidiosis Vaccination	\$12.00	\$0.12		
Brooding (price/chick/day)	\$20.00	\$0.20		
Beak Trimming	\$15.00	\$0.15		
Shipping: (see requirements below)	\$26.00	\$0.26		
Half Price Brooder Thermometer	Available with chick purchase for \$5.50 (Limit 1 per order)			
GST/HST/PST	Taxes will be added as applicable			

Minimum requirements for shipping is 25 chicks/poults, or 20 poults. Shipping will be by mail, courier or air.
 Air freight = billed amount plus **\$15.00** handling
 Changes made after booking may incur charges!
 All sales are F.O.B. Westlock, AB



ROCHESTER HATCHERY



9420 - 109 Street,
Westlock, Alberta T7P 2R4
Telephone: (780) 307-3622 Fax: (780) 307-3623
TOLL FREE ORDER LINE: 1-888-698-3965
EMAIL: customerservice@rochesterhatchery.com
WEBSITE: www.rochesterhatchery.com

POSTMASTER - If addressee has moved please leave catalogue with another farmer.

SPRING HOURS: MON-FRI 8:00 am - 5:00 pm MST

Our Local Retailers Are:

ALBERTA

BROOKS

EAST ANGLIA PET &
LIVESTOCK SUPPLY
(403) 362-3296

RIMBEY

JEMCO FEEDS &
SUPPLIES
(403) 843-3000

BURNS LAKE

P&B FEEDS N NEEDS
(250) 692-3276

LANGFORD

BUCKERFIELD'S -
LANGFORD
(250)-940-4499

SALMON ARM

BUCKERFIELD'S -
SALMON ARM
(250) 832-8424

ECKVILLE

CENTRAL ALBERTA
CO-OP-ECKVILLE
(403) 746-2011

ROCKY MOUNTAIN HOUSE

ROCKY FEED
SOLUTIONS
(403)845-7766

CASTLEGAR

BLUE BARN PET &
HOBBY FARM
(778) 460-2583

NANAIMO

BUCKERFIELD'S-
NANAIMO
(250) 753-4221

SMITHERS

SMITHERS FEED
STORE
(250) 847-9810

INNISFAIL

CENTRAL ALBERTA
COOP
(403)-309-8917

SPRUCE VIEW CENTAL ALBERTA CO-OP - SPRUCE VIEW

(403) 728-3209

CHILIWACK

THE MILL STORE
(604) 792-0678

PARKSVILLE

STATION FARM & FEED
(250) 248-8631

TLELL

RANCH FEEDS
(250) 557-4276

LA CRETE

BLUEWAVE AG FEEDS
(780) 928-4444

CLEARWATER

NORTH VALLEY
SUPPLY LTD
(250) 674-3386

BUCKERFIELDS -
PARKSVILLE
(250) 248-3243

VANDERHOOF

FOUR RIVERS
CO-OP
(250) 567-4464

LETHBRIDGE

CEE-DER SHEEP
PRODUCTS
(403) 327-2242

SUNDRE
DOUGAN'S FARM &
FEED SUPPLY
(403) 638-3959

COURTENAY

TOP SHELF FEEDS
COURTENAY
(250) 897-3302

PRINCE GEORGE

OSPIKA PET & FARM
SUPPLIES
(250) 563-1993

WEST KELOWNA

BUCKERFIELDS WEST
KELOWNA
(250) 768-8870

MEDICINE HAT

MEDICINE HAT
LIVESTOCK SUPPLY
(403) 526-2707

WINFIELD
WINFIELD FEED &
FARM SUPPLY
(780) 682-2493

DUNCAN

BUCKERFIELD'S -
DUNCAN
(250) 748-8171

QUESNEL

FOUR RIVERS
CO-OP
(250) 992-7274

WILLIAMS LAKE

BEAVER VALLEY
FEEDS
(250) 392-6282

NEERLANDIA

NEERLANDIA CO-OP
(780)674-3020

BRITISH COLUMBIA

ABBOTSFORD

BUCKERFIELD'S -
ABBOTSFORD
(604) 556-7477

KAMLOOPS

THE HORSE BARN
(250) 374-3511

ROCK CREEK

FREEMAN'S COUNTRY
SUPPLY
(250) 446-2899

PINCHER CREEK
PINCHER CREEK COOP
(403)627-3606

BLACK CREEK

BLACK CREEK FARM &
FEED SUPPLY
(250) 337-8922

KELOWNA

BUCKERFIELD'S -
KELOWNA
(250) 860-2346

SAANICHTON

BUCKERFIELD'S -
SAANICHTON
(250) 652-9188

WITHOUT A LOCAL AGENT?
TRY THE MAIL!
WE GUARANTEE 100% LIVE DELIVERY