

Proudly made in
Canada



ROCHESTER HATCHERY

2025



(780) 307-3622 Toll Free Line 1-888-698-3965

www.rochesterhatchery.com

customerservice@rochesterhatchery.com

9420 - 109 Street, Westlock AB T7P 2R4

Dear fellow poultry farmers large and small,

Thank you, our customers, for your support of our Canadian family-run hatchery!

We are proud to be Canadian. We buy local eggs supporting our local farmers. These farmers take great pride in the quality of their birds and the conditions in which they are raised. We thank our farmers for the work and care they give to produce top quality hatching eggs for the hatchery.

We are proud to be a federally registered hatchery. Hatcheries are the first critical point of potential disease spread in a poultry production system. We undergo strict daily testing for diseases, biosecurity, hatching practices, animal welfare and tracing to be a registered hatchery. When you buy chicks from us you are guaranteed a healthy, superior quality chick hatched in optimal conditions!


You provided great reviews on the new breeds introduced in 2024.

Many customers reached out asking for Guinea; we heard you! Guinea fowls will be available for 2025! Guineas are a fantastic addition to your backyard flock. They are fun entertainment, low maintenance, they eat bugs including ticks and they are great watchdogs.

Remember to put your orders in early to ensure you get the breeds you desire at the hatch date you choose. Check out social media and online at www.rochesterhatchery.com for up-to-date announcements.

Wishing you all the best this year and please reach out if you have any questions,

Grejanka Kamlah



OUR GUARANTEE

1. 100% live arrival is guaranteed provided shipment is checked when received and any loss is noted in a report signed by the transporter or the agent (do not include extras). Notification to be given within 24 hours.
2. We will credit any *loss occurring within 2 weeks of shipment of day old chicks without question, **providing** the loss livability report is returned to us within 3 weeks of shipment. *Loss over 10% of any one breed must be accompanied by a veterinary report indicating that the loss was a result of poor quality chicks provided. Does not include extras. Dual purpose and heritage 'Packages' are considered one breed when calculating the 10%.
3. We guarantee 85% accuracy of sexed orders. Unsexed orders are shipped as they come from the incubator, and we cannot be responsible for rooster to hen ration, however, the ratio in smaller orders of chicks often tends to be uneven.
4. We cannot guarantee that all the Heritage Breeds conform to their breed standards. Nor can we guarantee the ratio of males to females. *Heritage breeds are sold unsexed only!*
5. In all cases we will only be responsible to the extent of the invoiced price of the chicks or poults to the original purchaser only. **Split orders between customers do not qualify for our guarantee.** We will not be liable for any consequential or incidental damages.
6. We warrant that the poultry described in the order will be in good condition, so far as can reasonably be determined, at the time of delivery by us. Established flock control, egg selection, production, and handling methods (including established sanitary and disease control standards) generally accepted in the industry, are in place. It is understood, agreed and considered reasonable that
THERE ARE NO WARRANTIES, EXPRESSED OR IMPLIED, WITH RESPECT TO THE POULTRY OTHER THAN THOSE SPECIFICALLY STATED IN THIS AGREEMENT, AND SELLER SPECIFICALLY DISCLAIMS ANY WARRANT OF MERCHANTABILITY OR FITNESS OF THE POULTRY.
7. By acceptance of the poultry, the buyer acknowledges that the limitations and disclaimers herein set forth are conditions of the sale, and constitute the entire agreement between the parties regarding warranty or other liabilities and the remedy therefore.
8. The purchaser or agent is required to examine the birds and must report any mortalities or other problems to the Hatchery prior to leaving the point of pickup.
9. All orders are F.O.B. Westlock, AB.

KEYS TO BIOSECURITY ON YOUR FARM

1. Purchase your chicks from federally registered hatcheries.
2. Have a clean and disinfected facility.
3. Be clean and showered with clean clothes, especially if you have been off your premises.
4. Do not house baby chicks in the same building as adult birds. Always attend to the youngest birds moving up to the oldest, changing coveralls and cleaning & disinfecting footwear between. Keep a pair of boots for poultry barn use only.
5. Know who your visitors are and where they come from. If they have birds of their own, they should not enter your premises without having showered and changed.
6. Offer your visitors some clean coveralls and boots if they must enter your bird area.
7. If you have a bird that appears sick or dies under unknown circumstances, submit it to your veterinarian for examination or referral to the provincial government laboratory for testing.
8. Keep your facility clean and utilize one or more methods of rodent control.
9. Be sure that all equipment, whether new or used, is cleaned and disinfected prior to use.
10. It is best to only bring day-old chicks or hatching eggs onto your premises. Older birds are more likely to carry disease, even if they appear healthy. Responsible growers will practice good biosecurity themselves and will operate a "closed flock" meaning they do not introduce older birds to the flock.

Enjoy your birds!

PREPARING FOR YOUR CHICKS

BEFORE YOUR CHICKS ARRIVE: At least a week before your chicks arrive, not the night before, prepare your coop: Thoroughly clean and disinfect your brooder area from top to bottom, including all feeders, waterers and brooder lamps, all the equipment, walls, ceiling and floor. We recommend VIRKON for disinfecting. Allow the area to dry completely to avoid mold.

***PRE-WARM THE AREA FOR AT LEAST 24-48 HOURS BEFORE THE CHICKS ARRIVE!**

Check temperatures at chick height. Check for cold spots and drafts. Eliminate drafts by repairing windows and doors. Plastic is no substitute for insulation! Do not seal off all air flow either. Good ventilation is essential for a dry brooder house and healthy chicks! Ensure area surrounding your brooder is also warm, the temperature should be around 75°F/24°C. Check that all your equipment is ready and working. Night time lows can be deceiving; using a high/low thermometer will eliminate a lot of heartache by enabling you to check the night time temperatures.

***USE AN ABSORBENT BEDDING LIKE WOOD SHAVINGS.**

We recommend 2 - 4 inches of shavings, not packed down. DO NOT USE NEWSPAPER! Make the surface as level as possible especially for turkeys who may fall into a dip and not be able to right themselves.

***THE WATER NEEDS TO BE COLD SO THE CHICKS DO NOT CLIMB INTO IT.**

Put out the feed but hold off on putting the water out until just before the chicks arrive; Feed and water must be within the comfort zone of the chicks and available for the chicks at all times. Clean waterers frequently and place them on slatted or wire platforms so birds will be kept away from the wet floor. A good crumble, not pellets or mash, will encourage uniform distribution of nutrients and give the chicks a good start. If you are adding anything to their water be sure to mix it fresh daily.

BROODER SET UP

Set up your equipment as shown in the picture. Use 18" cardboard brooder guard to make a circle that provides approximately 0.5 sq. ft./chick. Use 20 ft of brooder guard for 50 birds; 25 ft for 100 birds; 30 ft for 150 birds; and 35 ft for 200 birds. Use one, 250W red heat bulb for every 50 birds; ensuring that you have a safe and reliable power source. A 4-bulb brooder with a thermostat is best, since it can be adjusted to regulate the temperature. Turn more bulbs on as required to maintain the temperature and provide a back up heater as necessary.

Start your heat lamps 18" from the floor. Use two, 24" feeders and one, 1 gallon fount for every 50 birds. The chicks should not require the brooder guard after 7-10 days. The area allowed for the chicks should be increased after 2 weeks by 50% and further after four weeks.

Pay special attention to the TEMPERATURE!

Ambient or room temperature should be maintained at 24°C (75°F) for 24 hour temperature control and avoiding those nasty night time lows!

HERE IS A VERY SIMPLE, YET COMPLETE SET UP IN WHICH TO START OUT YOUR BABY CHICKS



TYPE OF BIRD	STARTING FEED	NUMBER OF WEEKS ON STARTER	WATER ADDITIVE (1 LEVEL TSP/GAL OF WATER)	STARTING BROODER TEMPERATURE
LAYERS DUAL PURPOSE HERITAGE BIRDS RUSTIC	20% CHICK STARTER	8 WEEKS	VITAMIN COMPLEX FOR 5 - 7 DAYS & 2 CONSECUTIVE DAYS PER WEEK FOR SEVERAL WEEKS FOLLOWING	85°F - 90°F 30°C - 32°C
BROILERS CORNISH ROCK GIANTS	20% CHICK STARTER	3 WEEKS	SAME AS ABOVE	85°F - 90°F 30°C - 32°C
TURKEYS BANTAMS PHEASANTS GUINEA FOWL	25% - 28% TURKEY STARTER	8 WEEKS	SAME AS ABOVE	95°F - 100°F 35°C - 38°C

BROILERS/CORNISH ROCK GIANTS

Over the last 36 years the broiler has become an exceptionally fast growing bird. As nice as it is to get meat in the freezer quickly, the speed of growth has brought its own set of problems. These fast-growing birds tend to be susceptible to leg problems, heart attacks and ascites (heart valve failure leading to a fluid filled abdomen).

Following our suggestions below will minimize these problems.

- * Keep chicks warm and in a small area to start; early chilling, overheating, or huddling will cause continued problems later. Start your chicks at 32°C (90°F) measured furthest from the heat source in the brooding area at chick height. Ventilation is important from the first day. Add heat lamps if necessary but do not seal up your brooder so that air supply is completely cut off. Increase ventilation as chicks get older. The air should feel dry, not musty.
- * Feed 20% chick starter for 3 weeks; then switch to a 16% grower during the fourth week. Allow 1 kg of starter per broiler before switching to grower. Well balanced chop may be used from the 6th week. Grains need to be fed with the addition of a poultry supplement!
- * Restrict feed intake from the 4th day onwards by providing continuous dim light (you should just be able to read a newspaper). Controlled lighting is the best solution. A time clock that will allow 9 - 12 hours of growing time is ideal. If a black out situation is not possible, then be sure the birds clean out their feeders before refilling. Going too long without food may result in them eating the bedding material.
- * Once the birds are a week old, you should start to move the feeders and waterers further apart from one another. Do this a bit at a time until they are at least 4 - 5 feet apart. As your birds grow be sure that they have plenty of room to move around.

GUIDELINES TO RAISING LAYING HENS

Hybrids require 18% layer ration to maintain vigor and to avoid picking, egg eating and cannibalism!

To bring out the best in your Hybrid layers use a lighting schedule as outlined below:

- 1.) Start your chicks with 23 hours of light.
- 2.) At 3 days of age, start reducing the number of hours of light by one hour every 2 - 3 days until down to 10 hours.
- 3.) At 14 days, reduce the light intensity. Dim to just being able to read a newspaper. Grow to 19 weeks on 10 hours of dim light.
- 4.) At 19 weeks, start to increase the light by 1 hour per week for 2 weeks, then ½ hour per week until you have reached 15 hours of light.

NOTE: If you are raising spring chicks on natural light in the summer, when it comes to fall, increase their light by ½ hour per week until 16 hours is reached.

WATCH OUT!!! WINTER DAYLIGHT REDUCTION, QUALITY OF FOOD, LACK OF WATER OR COLD TEMPERATURES MAY PREVENT YOUR YOUNG HENS FROM COMING INTO LAY, OR RESULT IN YOUR OLDER LAYING HENS GOING INTO A MOLT (SHEDDING THEIR FEATHERS & CEASE LAYING). IF THIS OCCURS, GO BACK TO THE LIGHTING PROGRAM RECOMMENDED AND START AGAIN!

GUIDE TO BROODING GUINEA FOWL AND PHEASANTS

Waterers: Guineas and Pheasants are much smaller than your average chick and will require a mini drinking bowl (see page 18 for our waterers). Provide 1 waterer per 70 chicks/keets for a maximum of 7 water bowls around the heat source.

Feed: We recommend a high protein 25% - 28% Turkey or Game Bird starter for the first 8 weeks. Switch the birds to a 20%-26% game bird grower feed from 8 - 16 weeks of age, then further reduced to a 16% layer ration thereafter.

Heating: Like Turkeys and Bantam chicks, Pheasants and Guineas require a higher brooding temperature. The brooder should be 95°F - 100°F (35°C - 38°C) measured at chick height, away from all heat sources in the coldest area of the brooder that the birds can go. Changes in temperatures must not exceed more than 2°C per day.

Age in Days	Brooder Temperature	Ambient Room Temperature
0-14	36°C - 38°C	27°C - 29°C
14-21	34°C - 29°C	25°C - 27°C
21-28	27°C - 29°C	25°C - 27°C
28+	24°C - 26°C	20°C - 24°C

Bedding: We recommend large wood shavings which generates less dust and lowers the risk of developing mold. We do not recommend straw or fine wood shavings. It is recommended to spread lime on the clean ground. Ensure the bedding is at least 2 - 4 inches thick, as lack of bedding will cause leg problems.

Pheasants are primarily used for stocking and hunting. They are good foragers, and will clean up waste grain, seed and eat insects as well when available. Guinea Fowl are low maintenance while providing amazing pest control and a natural alarm ; alerting others when predators are near.

FREQUENTLY ASKED QUESTIONS

HOW DO I KNOW IF THE TEMPERATURE IS RIGHT?

Always use a thermometer in the brooder! Measure the temperature away from all heat sources, at chick height, in the coldest area the chicks can go.

Start your brooder lamp 18" (45 cm) from the floor and raise it according to your chick's age/comfort. Night time temperature lows could be deceiving you! Have some form of supplementary heating in your brooding facility. Ambient room temperature should be 24°C (75°F).

Chicks are too cold: Cold chicks may huddle or "bunch" around the heat source or just huddle where they are and may look lethargic. The chicks will be less active or peep very loudly - they are too cold! These chicks are struggling and are diverting energy that should be used for growth and development to maintain body temperature.

Chicks are too hot: The chicks may be keeping to the outer edge, spreading their wings like a helicopter or panting, or a "chirping" distress sound may be heard- they are too hot! Adjust your heat source accordingly.

Chicks are comfortable: Your chicks are spread out evenly, running about eating, drinking and peeping calmly. You have it bang on!

WHY DO MY BIRDS HAVE PASTY REAR ENDS?

TEMPERATURE! Pasty rear end often occurs due to early chilling. It is important to remove the paste daily with a warm wet cloth. If your chicks do not recover within a few days, reassess your environment; it may still be too cold. Also consult your veterinarian as to whether to administer an antibiotic in their water to prevent an opportunistic bacterial infection. If you are growing your birds organically, your temperature control is even more critical.

MY CHICKS WERE FINE AND STARTED DYING AT 4 DAYS OF AGE ALL OVER THE PLACE?

TEMPERATURE! The chicks have most likely starved out. If they were not warm enough on their first nights, they may have spent too much of the time trying to stay warm and not enough time finding food and water. Ensure you are using a reliable thermometer and adjust your temperature.

MY CHICKS ARE DOING GREAT, BUT MY TURKEYS ARE DYING. WHY?

TEMPERATURE! Turkeys need higher temperature than chickens. Check that they are eating and drinking and that their crops are full.

Always use a thermometer!

MY TURKEYS HAVE GONE DOWN ON THEIR KNEES!

TEMPERATURE! The birds have gotten chilled and with turkeys it affects their joints. Make sure your bedding is both dry and thick. Straw is not recommended for turkeys. Wet bedding can also lead to staph infections. Increase temperature! Contact your veterinarian immediately as an antibiotic is likely appropriate to minimize further losses! Cold summer winds and lack of proper nutrition can cause crippling even at 4 months.

MY BROILERS WERE DOING SO WELL AND NOW I AM FINDING SOME DEAD ON THEIR BACKS.

Heart attacks are identified by the position of the body being found on its back. They are growing too fast. If they are 3 weeks old, you may change their feed to a poultry grower (this only applies to Broilers). Place their feeders further apart and let them finish their feed before adding any more. Check feed and water for excess salt content and if you can, reduce the number daylight hours they receive so that they sleep instead of eat.

MY BROILERS ARE TURNING BLUE IN THE FACE AND ARE STRUGGLING FOR AIR!

They are showing signs of ascites, characterized by fluid collecting around their heart prior to them having heart failure. It can be caused by vitamin deficiencies and/or high levels of salt in their water or diet. Prevention would be to follow our recommended guidelines (See page 5) to managing Broilers. Cut down on the number of hours of light and ensure they are on grower not starter. Move your feeders further apart to make them get up and move. Be sure they have plenty of space and good ventilation.

WHY ARE MY BIRDS PICKING?

PICKING in poultry, whether young or old, will most often occur if the birds are:

- a)** too hot **b)** too crowded **c)** short of fresh air **d)** lack of protein in their feed **e)** coop is too brightly lit

Once picking starts it is very difficult to stop. Action should be taken promptly when picking is first noticed. Check against the points mentioned above to determine the cause and correct the problem. Darken the coop for birds over 2 weeks of age, add more feeders to eliminate competition, and add water soluble vitamins to the water. If you have switched to your own grains, it may be a nutritional deficiency. Grain lacks several essential vitamins and minerals, that is why we recommend feeding a poultry grower supplement or a complete ration. For laying hens, we recommend adding curtains to their nesting boxes. If the problem continues, beak treatment may be required. If your birds are eating a lot of snacks from your yard: e.g. grass, grasshoppers, table scraps, they may have a protein deficiency. A warm, dry, ventilated barn with quality feed and fresh water will minimize your risk of a picking problem developing. *HYBRID LAYERS REQUIRE 18% LAYER RATION.* Your birds will suffer burn out after 3 months of lay and will begin to eat their eggs and pick if they have not received appropriate feed. Using Vaseline on the picked on birds wounds will help prevent further injury and allow the area to heal.

WHY ARE MY LAYING HENS EATING THEIR EGGS?

Most egg eating problems are as a result of an inadequate diet. Check their feed. You may also have to darken the coop. *DO NOT* allow your hens to eat the eggs. Pick the eggs 3 times per day or purchase a roll-away nest. Once your hens develop a taste for the eggs, adequate protein will not stop them from this bad habit.

WHY ARE MY CHICKENS LAYING 10 EGGS ONE DAY AND 33 THE NEXT?

Are they on 24 hours of light? This confuses their internal clock. Consistent, restricted light allowance will result in consistent lay. (see page 5 for lighting schedule). They could also be short of protein (check your feed protein and quality), or be too cold. Maintain your coop at 21°C (70°F).

WHY ARE MY CHICKENS STILL LAYING SMALL EGGS?

Check your air and feed quality! Did you grow them on controlled light? Did they come into lay very early? Feed, air, and light all contribute to egg size. Follow our guidelines for raising laying hens (See page 5) and continue to maintain your coop at 21°C (70°F).

MY BIRDS ARE BIG NOW AND I LET THEM OUTSIDE. THEY WERE FINE FOR A WEEK AND NOW THEY ARE LOOKING DROOPY.

TEMPERATURE! Was it a cold windy day? Did they get wet? Keep in mind that warm days can still end up in chilly nights.

MY BIRDS RECEIVED COCCI VACCINE BUT I COULDN'T GET ANY UNMEDICATED FEED.


Don't panic – it just means that the cocci vaccine has been destroyed and you must continue to feed the medicated feed as if they had not been vaccinated at all.

SHOULD I VACCINATE MY BIRDS FOR MAREK'S?

Marek's disease affects the nervous system of the infected poultry. It is transmitted by dander and there is no cure. You can potentially lose up to 80% of your birds if infected. Vaccination is recommended for all laying hens.

Congratulations!

To our winners of the 2024 photo contest!



Second Place Winner:

Melanie of Vimy, AB

This is Boots!

Golden Laced Cochin Bantam



**First Place Winner -
Featured on the Cover:**

**Shelby and Andrew
of Winnipegosis, MB**

Third Place Winner:

Tracey of Prince George



**Thank you to all who
who sent in photos!**

WE INVITE YOU TO PARTICIPATE IN OUR 2025 ROCHESTER HATCHERY PHOTO CONTEST!

Email your best photos of your birds purchased from Rochester Hatchery to
CUSTOMERSERVICE@ROCHESTERHATCHERY.COM

First Place Prize:

Cover photo on the 2026 Catalogue
50% off first order up to \$200.00
Plus free shipping!

Second Place Prize:

2026 catalogue inside feature
50% off first order up to \$100.00!

Third Place Prize:

2026 catalogue inside feature
25% off first order up to \$100.00

Contest Rules:

Entries must include:

- The Photographers First name,
- Location (Town name)
- The breed of the Bird(s) in the photo(s)
- Bird(s) in the photo(s) must have been purchased from Rochester Hatchery
- If there is a person in the picture, they must be unrecognizable.
- Photo(s) must be original content created by the person entering the contest
- Must not be published before and of a good quality data (RAW preferred)

Top 3 photos will be chosen by staff and will receive a prize.

Final results and selection of winners will be the discretion of Rochester Hatchery

Rochester Hatchery reserves the right to eliminate any photos that do not meet the guidelines, are inappropriate for the category or that are of insufficient quality or size to be published in our catalogue.

REGULATIONS: By entering the contest, you are granting ROCHESTER HATCHERY a non-exclusive right to use submitted images in any form, for any purpose, including printed materials (such as the annual catalogue), digital marketing, social media and any other use, in perpetuity, without any form of remuneration or permission. Contest closes November 15, 2025

MAKING YOUR OWN FEED

The guidelines provided below are recommended when

MAKING YOUR OWN FEED:

1. Use commercially produced starter ration as recommended on page 5.
2. When switching to your own feed, do so by mixing the starter (after the recommended period for starter) over a period of 4 - 7 days.
3. Mix your milled grains with 35% poultry supplement as indicated in 4 & 5. If your birds have NOT been vaccinated against Coccidiosis or ARE NOT to be butchered within 2 weeks use medicated poultry supplement, i.e. containing an ionophore antibiotic.
4. Combine milled grains in the following proportions.
 Barley: 0-15% (hard for birds to absorb)
 Oats: 0-25% (up to 25 lbs for 100 lbs feed)
 Wheat: 65-100% (up to 75 lbs for 100 lbs feed)
5. Add 35% poultry supplement (PS) to your grain.
 Grower for layers: 14 lbs PS + 86 lbs grain = 100 lbs feed
 Laying ration: 25 lbs PS + 75 lbs grain = 100 lbs feed
 Grower for Broilers: 18 lbs PS + 82 lbs grain = 100 lbs feed
 Grower for Turkeys: 33 lbs PS + 67 lbs grain = 100 lbs feed
6. For best tasting meat, feed milled grain without poultry supplement for 2 weeks prior to butchering.

MEAT BIRDS

Grow them fast for fryers or slow for roasters - they'll always turn out lip-smacking good!

BROILERS / CORNISH ROCK GIANTS

These are the fastest growing, most efficient meat birds available!

This hybrid bird is good to butcher at a range of weights:

For best results butcher the hens at 5 - 6 lbs live weight in 6 - 8 weeks.

The roosters can be grown to 8 - 10 lbs live weight in 10 - 12 weeks.

The rooster puts more of his initial growth into his frame so he makes a better roaster. Read the special growing recommendations on page 5. These birds give excellent results under the right conditions, but are harder to raise than dual-purpose birds or Western Rustics.



BROILERS/C.R.GIANTS

Unsexed Each:	1-24: \$4.65	25-49: \$3.65	50-99: \$3.50	100+: \$3.40
Pullets /Cornish Game Hen Each:	1-24: \$5.25	25-49: \$4.25	50-99: \$4.10	100+: \$4.00
Cockerels Each:	1-24: \$4.95	25-49: \$3.95	50-99: \$3.80	100+: \$3.70

For best results, use good quality feed! Some feeds have been known to give poor results. Make sure your feed meets the minimum requirements and is pelleted or finely ground!

CORNISH GAME HENS

Everybody's favorite treat! A tasty Cornish game hen is grown in just 4 to 5 weeks.

We send you only the sexed hens, which develop a good breast finish.

A Cornish hen is butchered at 2½ lbs live weight.

Note: a Cornish game hen is a female broiler!



THE WESTERN RUSTIC

EXCELLENT ALTERNATIVE TO THE COMMERCIAL BROILER!

A hardy slower growing meat bird. Ideal for the backyard flock.

These dynamic birds produce fine quality meat. This is a rustic breed compared to the highly selected broilers, with yellowish skin, tasty meat, beautiful mottled colouring and excellent strong legs! You are going to be amazed at how hardy and resistant to disease these birds will prove to be!

5.5 lbs live weight at 9 weeks.

Western Rustic

SOLD UNSEXED ONLY

Each: 1-24: **\$6.45** 25-49: **\$5.45** 50-99: **\$5.30** 100+: **\$5.20**

PROUDLY CANADIAN SOURCED!

Additional charges may apply if a confirmed order is changed or cancelled

HYBRID LAYERS



WHITE LEGHORN

White Leghorns are ideal for the production of large, high quality, white eggs. These pullets are early maturing and are noted for their lack of broodiness. They are also bred for their disease resistance, excellent feed conversion, and are noted for their adaptability to most conditions. We highly recommend our White Leghorns for any size of flock.

WHITE LEGHORN

Price per chick:

Unsexed: Each	1-24: \$4.10	25-49: \$3.10	50-99: \$2.95	100+: \$2.85
Pullets: Each	1-24: \$5.79	25-49: \$4.79	50-99: \$4.64	100+: \$4.54
Cockerels: Each	1-24: \$2.52	25-49: \$1.52	50-99: \$1.37	100+: \$1.27

Growing your own layers?
We strongly recommend you have your layer chicks vaccinated against Marek's Disease.

Allow 24" inches of feeder space for every 25 chicks and one gallon fount for 50 chicks

SEX-SAL-LINK BROWN

These hybrid brown egg layers are easy to raise! They are prolific producers of large, richly colored, brown eggs of excellent shell quality. They are quiet and friendly and easily trained to lay in their nests. They tend to settle for an early in the day lay, so 80% of your picking will be done by lunch time! They are also very clean in their nests so nesting material lasts! Good ventilation, dry bedding, good laying ration (18%) paired with controlled lighting are a MUST for peak performance! These are an excellent layer and a friendly bird.



SEX-SAL-LINK BROWN

Price per chick:

Unsexed: Each	1-24: \$4.81	25-49: \$3.81	50-99: \$3.66	100+: \$3.56
Pullets: Each	1-24: \$6.04	25-49: \$5.04	50-99: \$4.89	100+: \$4.79
Cockerels: Each	1-24: \$3.69	25-49: \$2.69	50-99: \$2.54	100+: \$2.44

WARNING!
Poor feed quality for hybrids may result in cannibalism and/or egg eating.
Hybrids require 18% protein

READY TO LAY PULLETS

White Leghorns & Sex-Sal-Link Browns

Our Ready-to-Lays are grown from day old chicks in controlled, sanitary conditions with a complete vaccination program and beak treatment. Most of the pullets are floor raised for easy adaptation to the small flock setting; i.e.: resistance to Coccidiosis and pile ups. Birds must be picked up in Westlock as we are not able to ship grown birds. Crates are available with a deposit of \$200.00 per crate. These must be returned washed or there will be a \$12 charge per crate. Numbers are limited so please call and book your order as early as January for a May pickup date.

Payment is due and non-refundable when order and pick up time is confirmed.

Not available through any agents

Ready-to-lay Hens

Sex-Sal-Link Brown Layers	Price per bird	1-9 \$27.03	10-24 \$24.91	25-99 \$22.05	100 +: \$19.40
White Leghorn layers	Price per bird	1-9 \$25.97	10-24 \$23.85	25-99 \$20.99	100 +: \$18.34

Additional charges may apply if a confirmed order is changed or cancelled

TURKEYS

WHITE TURKEY

The White Turkey is the top grower in big hearty birds. A tom at 20 weeks should weigh over 40 lbs, the hen will weigh 18 lbs in 16 weeks. Their white feathers make them very easy to clean.

Each province has its own regulations for how many poults may be grown each year without quota. Be sure to check your provincial allowance.

In Alberta, 300 turkeys are allowed per household. Note that a registration must be filled out for over 90.



ORLOPP BRONZE TURKEY

**Excellent Conformation, Superior Livability,
Beautiful Natural Feathering
An Heirloom Turkey - Quality & Taste**

You are going to be impressed with the growth rate! Growing faster and bigger than the Bronze of the past.

**Hens may grow up to 23 lbs in 20 weeks.
Toms will grow up to 40 lbs in 20 weeks.**



MINI CLASSIC

A small sized turkey that offers big advantages!

Small, stocky, and robust, the MiniCLASSIC has been carefully bred to deliver all of the desirable characteristics that turkeys have historically been appreciated for. The MiniCLASSIC offers maximum harvesting flexibility and operational efficiency without sacrificing meat quantity or quality. The MiniCLASSIC thrives in specialized or free-range operations, and is the perfect complement to any farm. As a smaller choice, consumers will embrace the MiniCLASSIC for its convenient-to-cook size that delivers a high quality, succulent taste with appealing table presentation that is perfect for the most prestigious family celebrations.

Call or visit our website for 2025 hatch dates.



ARTISAN GOLD

The Artisan Gold is reminiscent of a more traditional era, with old-world traditions and artisan values. With heritage tracing back to the Landes, Aquitaine region of France, the Artisan Gold is from a country renowned for its dedication to taste, uncompromising quality, and high standards. The Artisan Gold is a rare breed that is small in size and slow growing. It has black feathers, unique coloring in the face and feet, long black legs, and a pronounced beak. The Artisan Gold thrives in a free-range or custom environment where it can express natural tendencies such as roaming and roosting. The Artisan Gold offers a robust, gamey taste that is exotically different from traditional turkeys currently in the market. With its unique and uncommon characteristics, the Artisan Gold is a standout on any farm or dinner table.

Call or visit our website for 2025 hatch dates.



TURKEYS SOLD UNSEX ONLY

NOTE: We cannot guarantee orders of less than 10 turkeys. 10 turkeys can be shipped with chicks to make a minimum of 25 total in the same box or 20 turkeys shipped on their own.

WE CANNOT SHIP STARTED BIRDS. BROOD ORDERS WILL BE ACCEPTED FOR PICKUP IN WESTLOCK ONLY. 10 days brooding available!

White Turkey				
Each: 1-9: \$13.01	10-24: \$10.01	25-49: \$9.51	50-99: \$9.26	100+: \$9.06
Orlopp Bronze Turkey				
Each: 1-9: \$17.50	10-24 \$14.50	25-49: \$14.00	50-99: \$13.75	100+: \$13.55
Mini Classic				
Each: 1-9: \$14.08	10-24 \$11.08	25-49: \$10.58	50-99: \$10.33	100+: \$10.13
Artisan Gold				
Each: 1-9: \$18.17	10-24 \$15.17	25-49: \$14.67	50-99: \$14.42	100+: \$14.22

Additional charges may apply if a confirmed order is changed or cancelled

DUAL PURPOSE BROWN EGG LAYERS

These dual purpose brown egg layers are outstanding birds. With their unbeatable combination of excellent egg production and robust delicious meat production, they are perfect for the backyard flock.

A prime blend of tradition with modern expectation, here is a sensible solution to raising meat and eggs! Dual Purpose Birds have a traditional meat flavour and texture. Butcher at 16-18 weeks for best results!

The Barred Plymouth Rocks, Columbian Rocks, and Rhode Island Reds are top quality and sexable!

BARRED PLYMOUTH ROCK

One of the oldest pure breeds, these are tasty, fat free birds. They can be expected to produce up to 300 eggs per year, and are easy to raise and winter hardy.

Note: Barred Rocks are the hardest to sex.
Chicks are black with a white spot on the head.



COLUMBIAN ROCK

These remain the heaviest of our dual purpose birds. They are a good choice for an all around bird with their sweet and happy-go-lucky personality and good production of high quality brown eggs.

Very good meat birds, lean, tasty and hardy.

Chicks are yellow.



RHODE ISLAND RED

An excellent hardy all around bird; producing rich dark brown eggs. These beautiful rich brown birds are extremely docile and winter hardy, producing a good number of quality rich brown eggs all year round.

Chicks are deep orange.



BARRED PLYMOUTH ROCK — COLUMBIAN ROCK — RHODE ISLAND RED					
Price per chick, per sex, per breed:					
Unsexed :	Each	1-24: \$5.87	25-49: \$4.87	50-99: \$4.72	100+: \$4.62
Pullets :	Each	1-24: \$7.44	25-49: \$6.44	50-99: \$6.29	100+: \$6.19
Cockerels:	Each	1-24: \$4.41	25-49: \$3.41	50-99: \$3.26	100+: \$3.16

On sexed orders we guarantee 85% accuracy

Keeping birds for breeding? Allow one rooster for 8-10 hens. Have enough birds to keep your hen house warm in winter.



RED SUSSEX CROSS

This heavy breed cross between Columbian Rock and Rhode Island Red produces a predominantly white rooster which is easier for plucking.

These birds have an excellent balance between good meat and quality, medium sized light brown eggs. They are docile, easy to maintain, hardy and pleasant natured.

Pullet chicks are red and the cockerels chicks are yellow.

RED ROCK CROSS

Produced by combining Barred Rock hens with Rhode Island Red Cockerels, this traditional cross is early to mature with a heavy body size and high egg production of light brown eggs.

Roosters resemble a Barred Rock in size by weighing in at 6.5 lbs, while the trim black hen with reddish chest weighs in at 5.5 lbs.

Pullet chicks are solid black, cockerel chicks have a white spot on their head (same appearance as a Barred Rock).



DUAL PURPOSE BREEDING STOCK

After our breeders will have been laying for 6-7 months, we offer them for sale.

HENS \$13.57

ROOSTERS \$27.14

Pick up mid August in Westlock only.

RED SUSSEX & RED ROCK					
Price per chick, per sex, per breed:					
Unsexed:	Each	1-24: \$5.11	25-49: \$4.11	50-99: \$3.96	100+: \$3.86
Pullets:	Each	1-24: \$6.44	25-49: \$5.44	50-99: \$5.29	100+: \$5.19
Cockerels:	Each	1-24: \$3.90	25-49: \$2.90	50-99: \$2.75	100+: \$2.65

DUAL PURPOSE PACKAGES MINIMUM 25.					
THESE WILL BE AN ASSORTMENT CONSISTING OF ONE OR MORE BREEDS WHICH HAVE NOT BEEN SOLD AS SPECIFIC BREED. HATCHERY SELECTION FOR DISCOUNTED PRICE					
Unsexed:	Each	25-49: \$3.71	50-99: \$3.56	100+: \$3.46	
Pullet:	Each	25-49: \$5.04	50-99: \$4.89	100+: \$4.79	
Cockerels:	Each	25-49: \$2.50	50-99: \$2.35	100+: \$2.25	

Additional charges may apply if a confirmed order is changed or cancelled


HERITAGE BREEDS - STANDARD

SOLD AS UNSEXED ONLY

Heritage breeds have been selected for their uniformity, rate of lay, docile temperament and utilization as a good lean meat alternative, as well as their tolerance of the Canadian climate. We are unfortunately unable to sex these birds so we cannot be responsible for rooster to hen ratio, however, the more you order of a breed the better the chance of balanced numbers.

Our vaccinated purebred parent stock produces excellent quality, lively chicks that are strong and healthy.

Minimum orders, for warmth, are 25 Chicks.




AMERAU CANAS

This American version of the Ameraucana has tail feathers unlike their rump-less ancestors. Not as big as our other breeds, it is a fine layer of quality large blue-green eggs. Their delightful beards and multicolours have kept it our most popular heritage breed for many years.



BIELEFELDER

The Bielefelder was first developed in the 1970s in Bielefeld, Germany by Gerd Roth. It is a relatively newer breed known as a "gentle giant" and first appeared in the USA in 2011. These birds are winter hardy, produce large brown eggs and are easy to raise with a friendly personality.




BLACK AUSTRALORP

The Australian equivalent of the Orpington, they are winter hardy, docile and quiet birds. A heavy layer of light brown eggs, they have beautiful black feathering with a greenish-purple sheen and appealing round bodies with an upright 5 point comb.




BLUE ANDALUSIANS

Originally from Spain, these smallish, active, closely feathered birds tend to be noisy and rarely go broody. Ideally the plumage should be slate blue with delicate black lacing, but in lots of birds the blue can be various hues and the lacing can be lost. They tolerate heat better than the cold but need shade to retreat to when it becomes too hot or humid.




BUFF ORPINGTON

Brought to North America in the late 1800's. Buff Orpingtons have broad, smooth feathers on their large bodies. They are winter hardy, and their excellent temperament, quality large brown eggs, and beautiful pale meat results in a top class dual purpose bird.



LAVENDER ORPINGTON

Orpingtons were originally developed in England in the 1880's; however, the lavender version was bred in 1990's. Known to be curious, docile, and intelligent, they have a large, yet compact body with beautiful light lilac-colored plumage. They are a cold hardy breed, and provide medium to large sized light brown eggs.



GOLDEN LACED WYANDOTTE

These birds are great layers of medium-size, light brown eggs. They have strong personalities and will not like being picked up and cuddled, but they tend to be docile with their keeper. Very cold hardy with dense feathering and stunning plumage, they have a tendency to be broody.

Additional charges may apply if a confirmed order is changed or cancelled

HERITAGE BREEDS - STANDARD



COPPER MARANS

One of the six recognized Maran breeds in 1932, these birds originated in the town of Marans, France. They are calm, great foragers and fantastic egg layers with the darkest color egg. Hens tend to go broody and are usually attentive and protective mothers.



CUCKOO MARANS

The Cuckoo Marans have a beautiful black and white feather colour pattern similar to the Barred Plymouth Rock and are known for their chocolate brown eggs. Marans are typically calm and friendly, good foragers and do well in cooler climates. Hens have a tendency to be broody.



NOTE: Maran eggs, often called "Chocolate eggs", range in color from lighter shades of brown to extremely dark brown, some may even present with speckles while others may be more uniform in coloring. The specific color and intensity of brown varies among individual hens due to the parent bird and individual genetic variation.

HERITAGE BREEDS - BANTAM

SOLD AS UNSEXED ONLY

All bantams are very sensitive to temperature - especially for the first 2 weeks. Their tiny bodies cannot hold the body heat like a Broiler. TLC must be provided and constant monitoring for the first 48 hours. We recommend **Turkey starter** for the first 8 weeks.



GOLDEN LACED COCHIN

Originally known as "Pekin" bantams these delightful birds arrived from China with returning soldiers around 1860. Cochins are heavily feathered down the shanks and toes and appear to be much larger than they actually are. They are very gentle, excellent setters, require little space and are absolutely beautiful. Each feather is rich, golden-laced with lustrous greenish-black creating a broad oval with a golden bay center.

WHITE SILKIES

These unusual birds are known for their black skin and hair-like plumage, having a fifth toe and blue earlobes. These birds date back to the days of Marco Polo and are the quietest of the silkies. Hens are broody and attentive mothers.

95°F/35°C
REQUIRED FOR
STARTING THESE
BREEDS
SEE PG 4-5



HERITAGE BREEDS AND PACKAGES

ALL HERITAGE BIRDS ARE SOLD UNSEXED ONLY

We will do our best to give you a good selection of breeds in your packages, but we cannot guarantee that you will get all the breeds or guarantee show quality.

HOW TO ORDER

YOUR CHOICE: * Price per chick per breed.

You may order: Ameraucanas; Bielefelder; Black Australorp; Blue Andalusians; Buff Orpington; Copper Marans; Cuckoo Maran; Golden Laced Wyandotte; Lavender Orpington; Golden Laced Cochin Bantam; White Silkie Bantam

1-5:\$17.32 each

6-14:\$11.67 each

15-24:\$10.17 each

25+:\$9.17 each

PACKAGES: Hatchery selection of one or more breeds of birds **not** booked for specific breed orders.

You may **not** choose the breeds with this package option. We make every effort to provide you with a mix of breeds available on your shipment date.

Minimum 10 for a package.

There are **2 different packages; STANDARD** (Standard) or **ALL BREED** (Standard + Bantam)

10-24:\$9.17 each

25+:\$8.42 each

(no guarantee of no. of breeds/varieties)

FOR SHIPPING PURPOSES, ORDER MUST COME TO MINIMUM OF 25 BIRDS

Additional charges may apply if a confirmed order is changed or cancelled

HERITAGE BREEDING STOCK

HERITAGE BREEDING STOCK

At the end of each season we sell off our breeding hens. They are approximately 1 year old. Please call to add your name to our waiting list for these hens - numbers are limited.

Please note, the waiting list is not a guarantee you will get breeds requested.

These birds will be available for ***pickup in Westlock only.***

We will call when a date and time has been selected.

Please be aware that breeders will look rough due to the breeding process.

The birds will recover naturally.

PRICES FOR 2025 for each Heritage Breeder:

HENS \$22.79 / ROOSTER \$32.64

GAME BIRDS

Game Birds are sold unsexed only - minimum of 30 chicks

See page 5 for guide to raising Pheasants and Guinea Fowl.



CHINESE RINGNECK PHEASANTS

The most loved of the meat pheasants in this part of the world!

These Chinese descendants continue their popularity due to their good taste and fine looks.

Pheasants should be butchered at 22 weeks and will weigh 1.5 - 2.5 lbs live.

Shipped on select hatch days

GUINEA FOWL

These unique birds can be an amazing addition to any homestead!

Guineas are low maintenance, highly social birds that tend to be very vocal, while providing excellent pest control.

They are natural foragers and love to patrol the yard searching for mice, beetles, ticks, ants and more!

Guineas are highly alert and will sound the alarm in case of predators. They can lay up to 100 eggs in a season with thicker shells and nearly 3 times the protein level of a chicken egg of the same size!

KEETS are guinea fowl that are younger than 12 weeks.



Price per Pheasant chick or Guinea keet:

30-59: \$6.87 each 60-89: \$6.67 each 90 or more: \$6.47 each

30 pheasants or Keets: \$206.10 plus shipping - Call or check our website for 2025 hatch dates

Additional charges may apply if a confirmed order is changed or cancelled

SERVICES

Marek's Vaccine (M): Available for Standard chicken breeds only	\$23.00 Min.	add 23¢ per bird over 100
Beak Treatment (BT): Available for Standard chicken breeds only	\$26.00 Min.	add 26¢ per bird over 100
Coccidiosis Vaccine (C): Available for Standard Chicken and Turkey breeds only	\$23.00 Min.	add 23¢ per bird over 100
Brooding: Minimum Charge - \$25 per order. 0.25¢ per chick per day. Maximum 10 days.		
Shipping: \$44.00 Min. add 44¢ per bird over 100	Shipping by Air: actual cost of flight + \$25.00 handling	

Marek's Disease

Marek's disease is a highly contagious viral disease of poultry caused by a herpes virus. Generally, chickens under 16 weeks of age are most often affected. Chicken "dander" spreads the disease, but the virus is also excreted in the saliva and enters the body through the respiratory system. *Biosecurity* is essential to control and help prevent the spread of disease. Although no treatment is available, vaccination of day old baby chicks is the most dependable way to prevent the disease.

Coccidiosis

Coccidiosis is a common and often deadly disease caused by protozoa (a single celled organism) called coccidia. Symptoms may include diarrhea, weight loss and malnutrition leading to death. The protozoa attaches itself to the intestinal lining of poultry, preventing the absorption of nutrients. Chickens are susceptible to at least 11 species of coccidia, and spread the disease predominantly through their feces, but it can be spread by rodents, insects, people and even through the air. Young chickens (under six months of age) are most susceptible to the disease since they haven't had time to develop a natural immunity. Prevention is key and is achieved with use of anticoccidials or vaccination.

Beak Treatment

Beak treatment is administered by trained technicians. The upper and lower tip of the beak (about 1/3 of the beak) is trimmed. Sometimes this may take up to several weeks to notice. This is an effective method to help prevent damage that can be caused by picking in chickens and turkeys; however, it does not prevent the picking from happening.
visit our website on cause and prevention of picking or see our FAQ on page 6.

Brooding

We offer brooding for a maximum of 10 days. Chicks are brooded in our temperature controlled professional brooders, with access to high quality feed and fresh water, giving them a great start. **Brooded chicks must be picked up from the hatchery.**

HATCHING EGGS

HATCHING EGGS: FOR PICK UP IN WESTLOCK OR SHIPPED WITH CHICKS ONLY

For those of you that would like the joy of seeing new life as it emerges, we can supply a few types of hatching eggs. You can pick them up at the hatchery, or we can ship fresh eggs to you **by mail**, but they **must be with an order of chicks**. While we will ensure that we ship eggs with high fertility, due to the nature of hatching eggs, **we cannot be responsible for how they hatch.**

Additional freight charges of \$10.60/dozen apply.

CHICKEN EGGS: Broiler, Leghorn, Sex-Sal-Link Brown, Rhode Island Red
Red Rock Cross or Red Sussex Cross. **\$32.86/dozen**

TURKEY EGGS: White Turkey **\$62.64/dozen** Bronze Turkey **\$87.48/dozen**

PRE-INCUBATED: Eggs for schools **\$53.00/dozen** **PICK UP ONLY**

These eggs come from breeding stock tested free of Salmonella Enteritidis.

White leghorn eggs used for easy candling.

Pick up in Westlock and Edmonton only.

Only the breeds listed here are available for hatching eggs

Additional charges may apply if a confirmed order is changed or cancelled

INCUBATORS - SEVEN OAKS MANUFACTURING

HOVA-BATOR INCUBATORS - All of the Hova-bator Incubators have Styrofoam construction, an easy to maintain plastic liner with water channels for humidifying, and a turbofan that circulates air and eliminates any hot and cold spots. Without a turner each model holds up to 50 duck/chicken eggs, 40 turkey, 90 pheasant or 130 quail eggs. Includes a thermometer for temperature monitoring. Highly reliable for an economical incubator, with a proven track record. Losing one set of eggs would more than offset the cost of buying cheaper similar incubators.

WHILE SUPPLIES LAST

CIRCULATED AIR

(2365) **\$172.80**

12v DC power supply operates on 100-240AC. This model has two small windows and a wafer thermostat.



PICTURE WINDOW

(1583) **\$198.40**

Large triple plated plastic full window for easy classroom viewing.(110V) Controlled with a wafer thermostat.



ELECTRONIC THERMOSTAT LCD DISPLAY

(1588) **\$263.00**

Simply plug it in, add water and eggs!

It is pre-set for bird eggs, so there is no adjustment to make, and you enjoy consistently great hatches.

The LCD will display set temperature, actual temperature and humidity percentage in both Fahrenheit and Celsius.

Includes picture window and 12V DC power supply that operates on 100-240AC.



AUTOMATIC EGG TURNERS FOR HOVA-BATOR INCUBATOR

For best results, eggs need to be turned at least 3-4 times/day.

The addition of an automatic turner makes this task less demanding.

The turner holds up to 6 interchangeable racks.

The universal racks will hold 41 eggs ranging in size from partridge to duck. Quail racks hold 120 eggs.

All turners fit in all Hova-bator models.



- Turner with Universal & Quail racks** (1610) **\$93.80**
- Turner with Universal racks** (1611) **\$71.50**
- Turner with 3 Large Egg racks (12 eggs)** (1614) **\$82.30**
- Universal racks only** (1696) **\$24.50**
- Quail racks only** (1686) **\$26.00**


REPLACEMENT PARTS:



Bottom with Liner (1766) **\$40.40**
Plastic Liner Only (1765) **\$16.30**



12 volt adaptor for electronic hova-bator (1735) **\$51.30**



Heater/Fan for 1588 (1749) **\$77.90**



Turbo Fan - Complete (2364) **\$65.10**




Temperature Adjustment Screw (3161) **\$2.60**
Thermostat Microswitch (3006) **\$18.40**
Thermostat Wafer for Incubator with adjustment screw and bracket (3007) **\$19.90**
Thermostat Switch Complete (3122) **\$45.10**



Turner Motor with Cord (1655) **\$48.80**



Power Failure Alarm (8380) **\$40.30**



Plastic Thermometer for Hovabator (1825) **\$10.00**



Indicator Light (3017) **\$10.80**



Plastic grid Floor (1649) **\$13.50**



Electronic Thermostat (3255) **\$171.70**



Heating Element (1645) **\$46.20**



LCD Thermostat for 1588 (1781) **\$123.10**

INCUBATORS - SEVEN OAKS MANUFACTURING

THE SPORTSMAN INCUBATOR: (1502E) \$1,577.60

This is a complete incubator and hatcher. In addition to having three automatically turned racks, it has a hatching tray in the bottom of the incubator. So if you are just getting started with a small flock, all you need is this one incubator. Set the eggs each week or so and then hatch the oldest setting eggs at the same time. Settings are rotated among the three turning trays so that the hatching tray can accept the eggs from one of the setting trays each cycle. Thermostat operating range between 60°F and 103°F. depending on room temperature.



Total Capacity with plastic trays (not included): 1368 Quail Eggs, 354 pheasant eggs, 270 chicken eggs, 198 turkey or duck eggs, and 36 - 45 larger eggs such as goose.. Actual capacity may depend on egg size. Hatching capacity is limited to the hatching drawer which is approximately 72 medium size or 250 quail size eggs at a time. (110-120VAC, 50/60 Hz, 325 Watts)

THE SPORTSMAN HATCHER: (1550E) \$1,480.90

For improved results and better sanitation, hatcheries use a separate "setting" and "hatching" system. The eggs are incubated for 18 days in an incubator with turning trays, and then moved to a separate hatching unit, where the trays do not turn, to complete the hatching process. This allows the setters to be kept relatively clean, while the hatchers can be cleaned after each hatch.



An added advantage is that if you are incubating different species together, the higher humidity required for hatching is easier to manage without affecting other incubated eggs. You may also hatch more eggs at one time. Features a digital thermostat with LCD display of Temperature and Humidity. An on-board computer monitors systems and the environment every second to keep itself updated and to share this data with you. Thermostat operating range between 60°F and 103°F depending on room temperature. (110-120VAC, 50/60 Hz, 250 Watts)



SPORTSMAN PLASTIC EGG RACKS (sold as a full set for 1 incubator)

- Extra large 162 egg capacity (SAC3) **\$106.00**
- Universal 270 egg capacity (SAC4) **\$124.30**
- Quail 540 egg capacity (SAC5) **\$102.50**
- Pheasant 354 egg capacity (SAC6) **\$100.10**

PLACEMENT PARTS FOR THE SPORTSMAN		
Turner Motor	(3022)	\$ 121.70
Electronic Thermostat	(SPA3)	\$ 171.70
Dial Thermometer/Hygrometer	(SPA4)	\$ 50.00
Heating Element (complete)	(SPA5)	\$ 39.40
Turner Timer & Switch	(SPA6)	\$ 58.20
Fan Motor	(SPA8)	\$145.60
Wicks (set of 2 for dial hygrometer)	(SPA9)	\$ 4.80
Toggle Switch	(SPA10)	\$ 17.80
Fan Blade only (prior 2007)	(SPA11)	\$ 17.95
Auto Turner Complete	(SPA12)	\$310.00
Power Failure Alarm	(SPA14)	\$ 40.30
Heating element alone	(SPA15)	\$ 15.00
Digital Hygrometer/thermometer	(3520)	\$ 43.50
*Spare parts Kit: Includes Thermostat switch (complete) and Turner Timer & Switch Mechanism.	(SP13)	\$106.50

Automatic Humidity For Sportsman: (SAC2) \$96.10

Consists of 5 Gal. Reserve tank, connecting hose, with quick disconnect coupling and constant level humidity pan with 2 humidity pads, for increased humidity at time of hatch.

For all GQF Cabinet Incubators.



It is important to know what year your Sportsman was built before ordering parts. Some parts were changed in 2008 & 2013. Parts are available for all ages of models

BROODER SUPPLIES - SEVEN OAKS MANUFACTURING

BROODER THERMOMETER: (BR01) \$12.00

(Hanging) is an essential part of your temperature control. Wide red indicator with suggested temperature markings by week.

**Never guess the temperature.
A thermometer is essential.**



BROODER GUARD

- 35' x 18" (BR03) **\$19.30**
- 35' x 12" (1235) **\$15.60**

Keeping young chicks from straying far from the brooder for 7-10 days is important. Brooder guard keeps them safe, reduces drafts and pileups in the corners.



INFRA RED HEAT BULB (BR08) \$27.50

2 per pack,
250 watt-110 volt
Multi purpose
heat bulb.



BROODER SUPPLIES - SEVEN OAKS MANUFACTURING

BROWER



KUHL



4 LAMP BROODERS:

Brower (BR07) \$251.50
(While supplies last)

Kuhl (BR13) \$245.90

Supplies enough heat for 325 chicks or 250 poults. Two stage thermostatic control turns heat bulbs on/off in stages to give even heat at chick level. Has porcelain socket, cord plug and reflector guard.

Bulbs sold separately

SINGLE LAMP BROODER: (BR05) \$42.10

This infrared electric brooder will supply enough heat for 80 chicks or 50 poults. Has porcelain socket, safety cord, and baked enamel reflector guard. Bulb not included.

SINGLE LAMP BROODER WITH HIGH/LOW/OFF SWITCH: (BR06) \$54.90
Bulb sold separately



GAS BROODER: (BR04) \$645.50

(Natural Gas or Propane) Thermostatically controlled fuel efficient gas brooder heats up to 1000 chicks. The pilot is draft resistant and the gas valve has an automatic safety shut-off



CHICK AND QUAIL BROODER: GQF Brooder (BR18) \$510.90

An electric brooder for baby poultry or quail. Capacity 125 day-old chicks and up to 50 four-week olds. Quail capacity-100 to fourth week. Use in any building where temperature does not fall below 60°F. Sliding poly mesh door panels on front and one side. Includes 3 liter poly bottle drinker and 580 cubic inch capacity feeder. Both feeder and drinker fill from outside. Drinker trough is self-cleaning. 1/2" PVC coated wire floor. Dropping pan easily removed for cleaning. Thermostatic control, 500 watts. Overall size-32"W x 38"L x 12"H. 110V ac only.



Products may not look exactly as shown

WATERERS - SEVEN OAKS MANUFACTURING

PLASTIC CHICK WATERERS:

These easy to clean, durable waterers are perfect for starting chicks.



4L / 1 GAL FOUNT

Wide Base - up to 60 chicks, Easy nesting storage

WIDE BASE (WS11) \$5.40
JAR (WS10) \$4.60



4L / 1 GAL FOUNT

Screw on - up to 50 chicks

JAR (WS06) \$5.10
BASE (WS07) \$5.10
QUAIL BASE (WS08) \$7.00



1L FOUNT

Up to 15 chicks

JAR (WS02) \$2.90
WIDE BASE (WS03) \$2.80
QUAIL BASE (WS04) \$2.80



POP BOTTLE WATERER POP BOTTLE (WS12) \$3.60
"Through the cage" watering uses a pop bottle. Includes spring to hold the bottle to the cage



POULTRY NIPPLES (PPWN-4) \$11.30
(4/pack) simply screw these into the base of a bucket and you have an easy to use inexpensive hanging waterer.



AUTOMATIC WATERING BOWLS:

Work with high pressure or gravity system. The bowl is durable hard plastic. The standard brass valve makes the bowls interchangeable. Attach to a standard 1/2" pipe. Parts are also available.

Choose from these 3 bowl sizes:

A. King Size Fount (1.5 Quart Bowl) (WA01) **\$65.80**
B. Poultry Fount (WA02) **\$62.40**
C. Chick Fount (Shallow Bowl) (WA03) **\$54.50**



POULTRY DRINKING CUPS USED (4085) \$4.00 each
Different styles.

FLOATING DE-ICER:

1500 W (WP03) *Special Offer \$50.55 while supplies last.*
Keeps waterers ice free even in extreme cold. Thermostatically controlled to cut out at 15°F.



PRESSURE REDUCER:

0-10 lbs. (WP01)...**\$102.20**

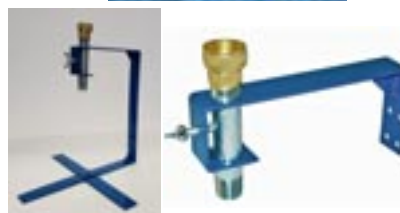


SUBMERSIBLE DE-ICER:

Safe in plastic, good for pails and founts. Thermostatically controlled
250W (WP04) \$107.00
500W (WP05) \$114.70

ELECTRIC FOUNT BASE HEATER: (WP02) \$117.00

Set your waterer on this base to eliminate frozen water problems. Thermostatically controlled to keep your water at 50°F. This low power heater is not recommended for outside use in extreme cold, or use with plastic.



Bracket Mounts

Wall Mount (2500-BKT) **\$31.70**
Free Standing (2500-stand) **\$38.10**

WATERERS - SEVEN OAKS MANUFACTURING



3.5 Gallon pail
up to 50 mature birds
(WB01) **\$9.40**

Bases - for above
(WB03) **\$30.00**

BELL WATERERS: (Plasson) AUTOMATIC HANGING WATERERS:

This low pressure automatic hanging waterer provides continuous fresh water for up to about 100 birds, and helps keep the litter dry. Easily adjust the height as your birds grow. Several can be used in a house with a single low pressure line, requiring only one pressure reducer, or this waterer can be hooked up to a gravity flow system without a reducer.

Chicken (as shown) (WA09) **\$153.00**
Turkey (not shown) (WA29) **\$183.00**



LARGE CAPACITY WATERERS:

These well constructed founts ensure a clean steady supply of water to your birds, while reducing the number of refills. Suitable for chicks as well as mature birds. Available in Galvanized metal and plastic.



Galvanized:

2 Gallon (Up to 20 mature birds) (WB05) **\$41.70**
3 Gallon (Up to 45 mature birds) (WB06) **\$55.20**
5 Gallon (Up to 75 mature birds) (WB07) **\$64.60**
8 Gallon (Up to 100 mature birds) (WB08) **\$80.70**

Plastic:

3 Gallon (Up to 45 mature birds) (B13) **\$67.20**
5 Gallon (Up to 100 mature birds) (WB14) **\$76.50**
7 Gallon (Up to 100 mature birds) (WB10) **\$89.10**



Replacement Parts for plastic waterers

Handle: \$12.85
Seal: \$8.30
Black cap: \$3.60



BELL WATERERS PARTS


Have your parts reference ready when you order

Clip CFD-4105-2 \$2.50		Water Level Adjuster CFD-4111 \$4.40	
Cord Adjuster CFD-4106-1 \$1.40		Lock Nut CFD-4112 \$2.50	
Union 1/4" CFD-4104 \$3.30		Mechanism Spring CFD-4113 \$2.60	
Mechanism Cap CFD-4107 \$9.30		Valve Assembly Complete CFD-4124 \$12.10	
O-Ring CFD-4108 \$3.50		Saddle Connector with On/Off Switch RCT-94M \$21.20	
Filter Element CFD-4109 \$3.60		Bottle Hanger CFD-4121 \$12.70	
Mechanism Pipe CFD-4110 \$13.30		Complete Mechanism CFD-4123 \$17.50	

FEEDERS - SEVEN OAKS MANUFACTURING

TROUGH FEEDERS:

 **48" Galvanized Feeder** (FE48) **\$41.20**
 **36" Galvanized Feeder** (FE04) **\$38.80**

 **24" Anti Roost Reel** (FE02) **\$11.20**

 **Slide Top Galvanized Feeders:**
24" (FE14) **\$10.40**
18" (SO-18-S) **\$8.30**
12" (FE03) **\$6.60**



HANGING FEEDERS:

These feeders are designed for easy feed flow while eliminating feed wastage by the birds. Three adjustable feed depths allow for the depth of the feed to be decreased as the chicks get older.

The 16lb. feed tube (FE13) **\$37.40**
(good for 30-40 birds)

The 30lb. feed tube (FE09) **\$55.70**
(good for 40-60 birds)



GALVANIZED HANGING FEEDERS:

These feeders are designed for easy flow adjustment. Each barrel is taper-assembled and double-seam sealed to nest for shipping or storing. The heavy dieformed pan has a rolled feed-saver lip. Plastic covers are available. A feed cover is an excellent preventative of feed contamination!

30 lbs. 35 Hens, 45 Broilers or 35 Turkeys. (25HF) **\$52.40**

50 lbs. 40 Hens, 50 Broilers or 40 Turkeys. (50HF) **\$60.50**

Round Galvanized Chick Feeder (FE08) **\$4.70**


Round Plastic Chick Feeder (806) **\$6.20**

JAR (WS02) **\$2.90**




20" Flip Top Plastic Feeder (FE15) **\$8.90**


Plastic Chick Feeder Tray (FE05) **\$5.30**
The ideal way to start day old chicks; use for up to 7 days


Galvanized Feed Scoop (FE06) **\$25.40**
Durable large capacity scoop

EGG LAYING SUPPLIES - SEVEN OAKS MANUFACTURING



EGG WASH DETERGENT

Non-Foaming

Specially formulated to clean and sanitize with fast drying action in the turbo egg washer. A heaping tablespoon will clean up to 3 full baskets.

500g	(EG01)	\$9.90
5kg	(EG02)	\$46.90
10kg	(EG03)	\$82.60
20kg bag	(EG11)	\$115.20



KLEEN EGG TURBO AIR-WASH:

(EG07) \$557.35

Additional basket (EG08) \$45.10

The solution to cleaning large quantities of eggs! Plug in, add egg detergent to the water and attach to your air compressor. The heating element heats the water. Gather the eggs into the basket and place it directly into the washer. The air keeps the water in motion and leaves you with clean eggs in 3-5 minutes. Complete with one egg basket.



COOL LIGHT EGG CANDLER:

(9046) \$28.10

Small and light weight with a 5 foot cord allowing you to candle incubating eggs with out risking breakage. An egg candler is indispensable for detecting blood spots, freshness (by the size of the air cell), and the presence of an embryo in hatching eggs during incubation. *Brown eggs do not candle well.*



EGG SCALE:

(CES) \$69.80

This easy to use scale lets you grade eggs by weight. Adjustable screw stop allows grading out one size at a time.



EGG CARTONS:

(ECP-12A) \$126.20

One dozen pulp
250 per bundle.



FIBER EGG FLATS:

(EG13) \$42.20

30 eggs per flat
140 per bundle.



15 DOZEN EGG BOXES:

(EG14) \$2.50 Each

Plain, no print.



EGG SANDER:

Padded holder is gentle on eggs. (EG09) \$8.40

EGG BRUSH REFILLS:

(EG10) \$4.40

ROLL-A-WAY NEST

WOOD 10 HOLE: Good for up to 50 hens. (EG15) \$475.80

WOOD 4 HOLE ROLL-A-WAY: For up to 20 hens. (EG16) \$237.90

METAL 10 HOLE ROLL-A-WAY: Not shown (MRF-10-RAW) \$740.60

The eggs just roll beneath a covered part of the sturdy wire baskets keeping your eggs clean and safe! No straw or shavings required after training period!

The roost bar can be raised at night to close the nest to keep it clean.

The nest holes are designed for leghorns as well as larger breeds.

Allow one nest hole for every 5 hens.

We do not recommend roll-a-way nests to be used in combination with conventional nest boxes in one coop. Some assembly is required. Sold unpainted.



6 HOLE PLASTIC NEST:

(P-6HN) \$370.90

The lids, front and back partitions and perches are plastic and therefore greatly reduce the risk of bugs and make the entire nest very easy to keep clean. Highly durable and well ventilated.

It is 36" wide and has galvanized sides and brackets.

POULTRY PROCESSING - SEVEN OAKS MANUFACTURING

FEATHERMAN PRO PLUCKER

Chicken Plucker: (PRO-P) **\$3,680.30**
Turkey Plucker (PRO-T) **\$4,619.80**

1hp motor, 15:1 speed reducer for more power, tub and housing constructed of high density UV resistant food grade molded plastic, knee high waterproof switch, ultra soft plucking fingers. Capacity of 3 to 50 pounds of birds, optimum 30 pounds.

Tub diameter: 22 inches, height: 33 inches, footprint: 25 x 28 inches, weight: 125 lbs

FEATHERMAN SCALDER

Scalder: (PRO-S) **\$3,587.40**

16 gauge stainless steel, 100,000 BTU propane burner, automatic temperature control within a five degree range, 40 gallon water capacity, sized to scald four birds at a time.

Dimensions: 32inch Height, 30 inch Length, 2 inch Width

\$50 DISCOUNT ON SCALDER/PLUCKER COMBO

FEATHERMAN MANUAL DUNKER WITH SHACKLE

Dunker/Shackle (PRO-DS) **\$919.20**

Mounts on the corner and locks into place on the Featherman Scalder in about 5 seconds. No tools required! The dunking arm pivots left and right, making loading and unloading birds easy. Adjustable spring tension allows for effortless dunking. The up-and-down action aids water penetration to loosen feathers. Shackle can hold up to 1-5 broilers of any weight at one time.

Made in USA

CHAMPION POULTRY CRATES: (CRATES-WQ)

1-5 pieces **\$80.60** Each
 6 or more crates **\$72.50** Each

Rugged, stackable, and will stand up to years of use!

Dimensions: 38"x22.5"x10"
 Holds Approximately 20 Leghorns, 10-12 Broilers

Champion Poultry crates are available to rent when purchasing started birds from us.

A deposit of \$200 per crate is required.



PLUCKER KIT: (MI30) **\$297.50**
PLUCKER MOTOR only (PP-M) **\$239.90**
Purchase New Motor with a Plucker Kit. **\$224.90**

This kit has all the hardware you need; just add a cabinet and a motor. Includes 7" diameter steel drum, 28 plucker fingers, shaft and bearings, 2 pulleys, and V-belt.

PLUCKING FINGERS:

3" OR 5" (Each)
Medium (MI32/34) **\$2.40**

LUNG REMOVERS :

Turkey (T-LUNG) **\$95.20**
Chicken (M-LUNG) **\$87.50**

Feather-Off:

340g (MI40) **\$7.40**
 Specially formulated to ease feather picking. Will do up to 200 birds.

KILLING CONES:

Helps avoid bruising the birds. Less mess.
CHICKEN SIZE (MI26) **\$39.80**
TURKEY SIZE (MI27) **\$67.70**



CHICKEN LEG CATCHER (MI28) **\$19.10**



KILLING KNIFE (MI29) **\$42.80**

MISCELLANEOUS - SEVEN OAKS MANUFACTURING

LEGBANDS (Plastic - 50 per pack)

Size 5/16" Chicks/Pigeons	(2105)	\$13.00
Size 7/16" Bantams	(2107)	\$13.00
Size 9/16" Leghorn	(2109)	\$14.00
Size 11/16" Heavy Breed	(2111)	\$14.00
Size 3/4" Ducks	(2112)	\$15.00
Size 7/8" Turkey Hens/Geese	(2114)	\$16.50
Size 1" Turkey Toms	(2116)	\$17.50




Self-Locking Door Kit & Chicken Guard: *(While supplies last)*

CG-COMBI-XSLD...\$352.67

Protect your flock from afar!
 Simply install the door in your coop, program the motor, and you're done!
 Powered by batteries (4 x AA alkaline) or USB
 Dimensions: 13"x13"x4" (In box)

- Programmable timer
- Adjustable light sensor
- Lifts 2kg/4lbs
- Extra powerful motor
- Automatic Stop Feature
- Automatic Door Calibration
- Low maintenance
- Manually open and close
- Fully featured LCD display
- No complicated wiring



MISCELLANEOUS - SEVEN OAKS MANUFACTURING

POUL-VITE:

(PVITE100G) **\$7.90**

This is a water soluble vitamin powder containing biotin that will supply a good supplementary source of vitamins. It is indicated for use in poultry to give starting chicks and poults a head start (first 4 days) and to supplement chickens and turkeys in cases of reduced food intake.

Mix 1/2 tsp. per gallon water.



ELECTROLYTES PLUS:

(ELP-400G) **\$20.90**

A water soluble multi-vitamin and electrolyte mixture for livestock that can help in stimulating appetite during periods of stress conditions. 400g.

STOP-PICK:

(SP-170) **\$25.40**

While this will discourage birds from picking the treated bird, it should not be spread on an open wound since it contains cayenne pepper! 170ML



NOT recommended for open wounds! Use Vaseline!

GERME-ZONE:

500ml **\$9.40**

FOR CUTS, SCRATCHES, ABRASIONS, WOUNDS AND BURNS.

Germe-Zone is a very effective and beneficial antiseptic application to the skin and semi-exterior mucous membrane for poultry and stock.

On cuts and wounds it may be applied full strength and will not injure tissue. An antiseptic wash may be made by diluting one part of Germe-Zone with 25 parts water.



VIRKON: (MI16) **\$8.70**
5kg (VK-5) **\$301.50**

The ultimate antiviral disinfectant. The 50 gram pouches make a 5 litre solution for final disinfection after cleaning; Perfect for small facilities - This non-irritating disinfectant can be used around humans and animals.



Doktor Doom Lice Killer: 550g (DOKDOOM): **\$37.80**

For use in poultry houses to control poultry lice and exposed stages of darkling beetles. Spray roosts, walls and nests or cages thoroughly. This should be followed by spraying over the birds with a fine mist.




An ounce of prevention is worth a pound of cure.

FLY RELIEF DISPOSABLE BAG:

(MI52) **\$16.40**

This 1 gallon trap comes with a 4oz bottle of attractant. Attract and kill flies safely. Special attractants work wonders without the use of insecticides making this product an environmentally safe control.



REPEATER MOUSE TRAP:


No bait mouse trap

(MI54) **\$12.40**



DISPOSABLE COVERALLS & BOOT COVERS:


It is critical to have good biosecurity even with a small flock!
Coveralls (MI18) **\$7.40** (each)
Boot Covers (MI43) **\$3.80** (pair)



FOOT BATH

24"x32" Rubber Finger Mat. Holds approx. 2 litres disinfectant. Easy to clean.

(FBS) **\$144.10**



FOUNT BASE HEATER:

Thermostatically controlled to keep your water at 50°F. This low power heater is not recommended for outside use in extreme cold. Keep in the chicken coop. Do not use with plastic. (D112) **\$117.00**



PEEPERS WITH PINS:

(MI03) **\$12.50**
In plastic pouch, 25/pkg.



PEEPERS WITH PINS:

(MI03) **\$12.50**
In plastic pouch, 25/pkg.



PHEASANT HOODS WITH PINS:

(MI04) **\$12.50**
In plastic pouch, 25/pkg.




PLIERS:

(MI06) **\$38.80**
Standard economy plier

FOGMASTER TRI-JET 120V

FM-620810 **\$688.10**

Maintenance-free, reliable and durable, it continues to serve in or outdoors disinfecting and mitigating odors, controlling mold and mildew, aiding in flood and fire damage restoration, controlling mosquitoes, flies and other insects and many other applications.




Fogmaster's original tri-jet design continues to set the standard against which all others are measured.

STOREYS BOOKS: Guide to Raising:

- Dairy Goats **\$34.95**
- Rabbits **\$34.95**
- Llamas **\$29.95**
- Turkeys **\$27.95**
- Guide to Better Hatching **\$16.00**
- The Chicken Health Book **\$34.95**
- Raising Amazing Chicks **\$24.99**
- Your Puppy, Your Dog **\$10.95**

Mini Books:

- Building Chicken Coops **\$5.95**
- Chick Embryo Development **\$5.00**
- How to build Books:**
- Whizbang Chicken Scalders **\$31.50**
- Reinventing the chicken coop **\$26.95**



- American Standard of Perfection **\$23.75**
- Storey's Illustrated Guide to Poultry Breeds **\$34.95**

WHILE SUPPLIES LAST

ClearH₂O[®]AquaBeads[®]

Proprietary Gel Beads for Feed Attractant Top-Dressing and Hydration Supplementation Applications

AquaBeads[®] are a ready-to-use, 92% moisture gel bead designed for application as a top-dressing to starter feed at the time of placement to accelerate early discovery of feed and water for improved health and growth performance.

Early Discovery of Feed and Water

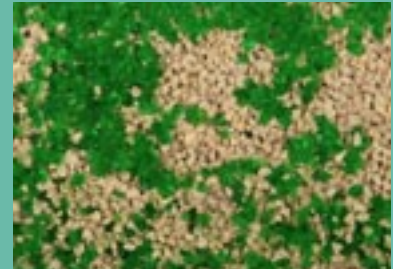
The sooner hatchlings discover and start consuming feed and water at placement, the quicker their digestive and immune systems will develop and provide a foundation for strong growth.

The key metrics for poultry producers for early performance—7-day mortality, body weight, gut development, disease resistance, overall livability—are positively impacted by proper hydration and nutrition provided by early access to feed and water.

Clearly Better Quality

- Nutritional Hydration – Water gel bead enhanced with electrolytes and betaine to provide both hydration and nutrition supplementation.
- Highly Attractant – Green color stimulates attraction to hatchlings to accelerate feed discovery.
- Contaminant Free – Commercially sterile and independent laboratory tested.
- Quality Assurance – Produced in an FDA approved facility with Certificates of Analysis available at www.clearh2o.com.
- Clearly Better Convenience
- Ready-To-Use – No measuring, mixing, or addition of water needed for easy and clean administration.
- Packaging – 34 lb pail (60 pails/pallet)
- Shelf Life – 12 months at room temperature. No refrigeration required if unopened.

Enhance feed intake with AquaBeads[®]



PRAIRIE LIVESTOCK VETERINARIANS

Our Team is Here to Support your Flock No Matter the Size!

DR. TERYN GIRARD
DR. HOLLYN MALONEY
DR. HAYLEY BOWLING

- Poultry Medicine - Vaccination Programs - Small Flock Consults

Red Deer

#1 4940 81st Street
Red Deer, AB T4P 3V3
(403) 314-2216

Lethbridge

3855 18 Ave N Bay 2
Lethbridge, AB T1H 6T2
(403) 942-7423

For more information visit us online - www.plvets.ca



@prairielivestockvets



ROCHESTER HATCHERY

9420 - 109 Street,
Westlock, Alberta T7P 2R4
Telephone: (780) 307-3622 Fax: (780) 307-3623
TOLL FREE ORDER LINE: 1-888-698-3965
EMAIL: customerservice@rochesterhatchery.com
WEBSITE: www.rochesterhatchery.com



SPRING HOURS: MON-FRI 8:00 am - 5:00 pm MST

Our Local Retailers Are:

ALBERTA

BROOKS
PETS N PASTURES
(403) 362-3296

CROSSFIELD
CENTRAL ALBERTA
CO-OP - CROSSFIELD
(403) 946-4747

ECKVILLE
CENTRAL ALBERTA
CO-OP - ECKVILLE
(403) 746-2011

GOOD FARE
HH FARMSTORE
(780) 832 7357

HIGH LEVEL
LA CRETE CO-OP
(80) 926-883

HINES CREEK
PEIFER FEEDS
(780) 835-8540

INNISFAIL
CENTRAL ALBERTA
CO-OP - INNISFAIL
(403) 227-4999

LA CRETE
HORIZON FEED &
FARM SUPPLY LTD.
(780) 928-4444

LEDUC COUNTY
COWBOY CREEK
(780)717-2442

PINCHER CREEK
PINCHER CREEK
CO-OP
(403) 627-3606

PROVOST
PROVOST PETS &
LIVESTOCK SUPPLY
(780) 753-2066

RED DEER
CENTRAL AB
CO-OP - RED DEER
(403) 341-5600

RIMBEY
JEMCO FEEDS &
SUPPLIES
(403) 843-3000

**ROCKY MOUNTAIN
HOUSE**
ROCKY FEED
SOLUTIONS
(403) 845-7766

SPRUCE VIEW
CENTAL ALBERTA
CO-OP - SPRUCE
VIEW
(403) 728-3209

ST. ISIDORE
ST. ISIDORE CO-OP
(780) 624-3121

SUNDRE
SUNDRE FARM &
FEEDMILL
(403) 638-3959

VEGREVILLE
SR FEED & FARM
SUPPLY
(780) 631-9290

WINFIELD
WINFIELD FEED &
FARM SUPPLY
(780) 682-2493

WARBURG
COWBOY CREEK
(80) 717-2442

BRITISH COLUMBIA

ABBOTSFORD
BUCKERFIELD'S -
ABBOTSFORD
(604) 556-7477

BLACK CREEK
BLACK CREEK FARM &
FEED SUPPLY
(250) 337-8922

BURNS LAKE
P&B FEEDS N NEEDS
(250) 692-3276

CASTLEGAR
BLUE BARN PET &
HOBBY FARM
(778) 460-2583

CHILIWACK
THE MILL STORE
(604) 792-0678

CLEARWATER
NORTH VALLEY
SUPPLY LTD
(250) 674-3386

COURTENAY
TOP SHELF FEEDS
COURTENAY
(250) 897-3302

CRESTON
RED BARN FARM
(250) 428-6784

DAWSON CREEK
DAWSON CO-OP
UNION
(250) 795-2013

DUNCAN
BUCKERFIELD'S -
DUNCAN
(250) 748-8171

KAMLOOPS
THE HORSE BARN
(250) 374-3511

KELOWNA
BUCKERFIELD'S -
KELOWNA
(250) 860-2346

LANGFORD
BUCKERFIELD'S -
LANGFORD
(250) 940-4499

NANAIMO
BUCKERFIELD'S -
NANAIMO
(250) 753-4221

OSOYOOS
BLUE BARN
(250) 495-0480

PARKSVILLE
BUCKERFIELD'S -
PARKSVILLE
(250) 248-3243

PRINCE GEORGE
OSPIKA PET & FARM
SUPPLIES
(250) 563-1993

QUESNEL
FOUR RIVERS
CO-OP - QUESNEL
(250) 992-7274

ROCK CREEK
FREEMAN'S COUNTRY
SUPPLY
(250) 446-2899

SAANICHTON
BUCKERFIELD'S -
SAANICHTON
(250) 652-9188

SALMON ARM
BUCKERFIELD'S -
SALMON ARM
(250) 832-8424

SMITHERS
SMITHERS FEED
STORE
(250) 847-9810

TERRACE
BLUE BARN PET &
HOBBY FARM
(250) 635-2583

TLELL
RANCH FEEDS
(250) 557-4276

VANDERHOOF
FOUR RIVERS
CO-OP - VANDERHOOF
(250) 567-4464

WEST KELOWNA
BUCKERFIELD'S -
WEST KELOWNA
(250) 768-8870

WILLIAMS LAKE
BEAVER VALLEY
FEEDS
(250) 392-6282

WYNNDEL
RED BARN FARM
(250) 428-6784

WITHOUT A LOCAL AGENT?
TRY THE MAIL!
WE GUARANTEE 100% LIVE DELIVERY

COPYRIGHT©2025